



7 cities on housing and homelessness

The Lethbridge PIT Count received support from Reaching Home, Government of Canada's Homelessness Strategy (Employment and Social Development Canada).



2022

Lethbridge Point-in-Time Homeless Count *at a Glance*

On September 27, 2022, the City of Lethbridge conducted our biennial **Point-in-Time (PiT) Count** of homelessness. This was coordinated with the 7 Cities on Housing and Homelessness in order to compare between cities, to provide a current snapshot of the overall homeless population in Alberta and to enable examination of how homelessness changes over time. The initiative was funded by the Government of Canada's Homelessness Partnering Strategy.

Using aligned methods across the 7 cities, trends can be identified using similar definitions. This year, 7 Cities implemented improved methods to increase the coverage and alignment of the Count. This makes comparisons with previous years difficult but gives better information moving forward.

The PiT Count is an important source of information about homelessness, but it is only a snapshot of a particular day.

As such, it should not be used as the sole source of information on homelessness. Ultimately, the information gained from Alberta's coordinated Count helps to complement other data to inform solutions to end homelessness in our communities.

Key Findings



454

people experiencing homelessness were counted during the 2022 Lethbridge Point-in-Time Homeless Count.

OF THAT

PROVISIONALLY ACCOMMODATED

EMERGENCY SHELTERED

UNSHELTERED

28%

20%

52%

127

92

235



FEMALE

35%

MALE

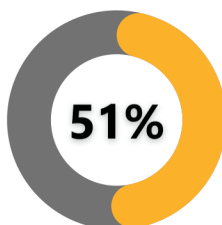
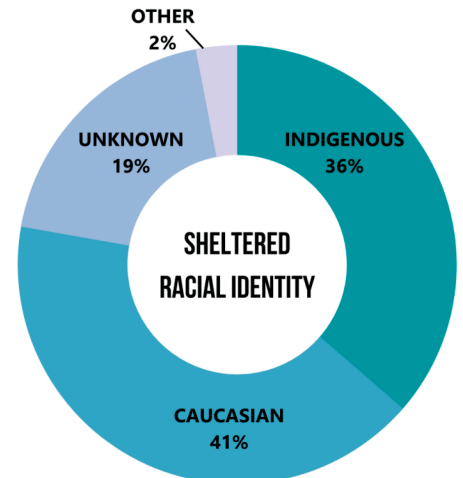

53%



TRANS OR GENDER DIVERSE

0.5%

UNKNOWN 11%



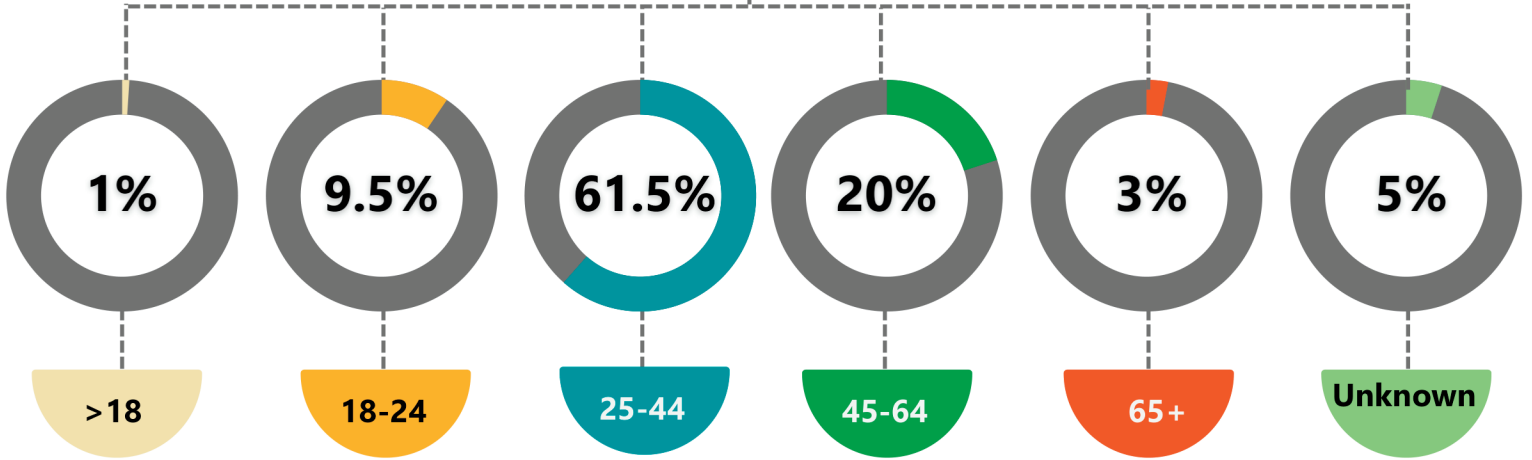
PEOPLE IDENTIFYING AS INDIGENOUS CONTINUE TO BE OVERREPRESENTED AMONG THOSE EXPERIENCING HOMELESSNESS.

In Lethbridge, people who identify as Indigenous make up 51% of those enumerated through sheltered and unsheltered data, while making up only 6.6% of the general population of Lethbridge.



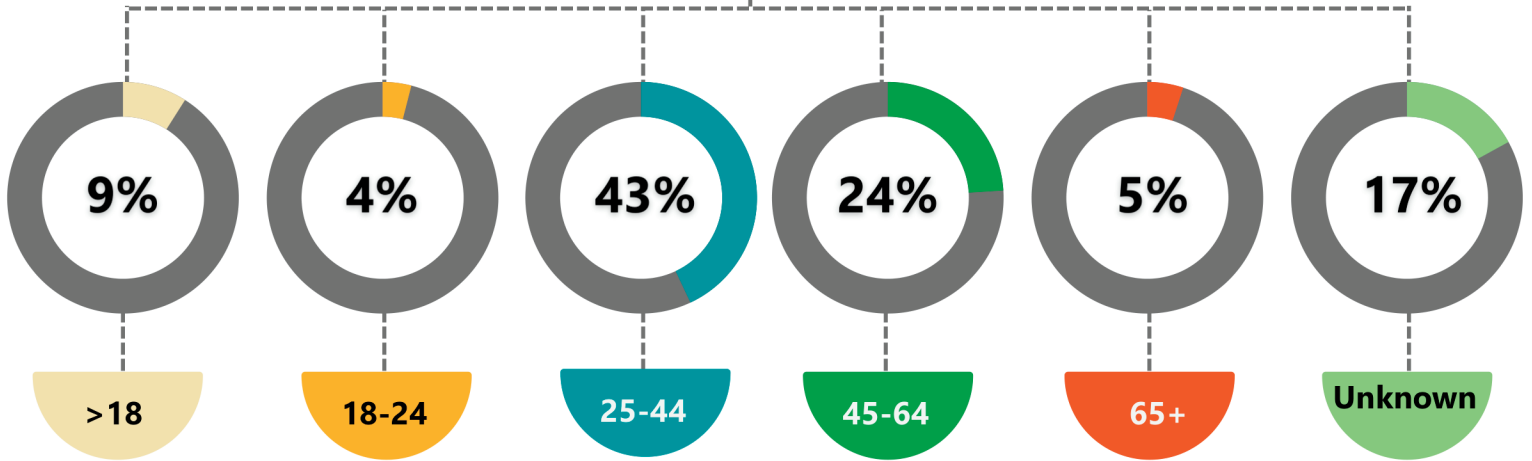
AGE

Unsheltered count



AGE

Sheltered count



27

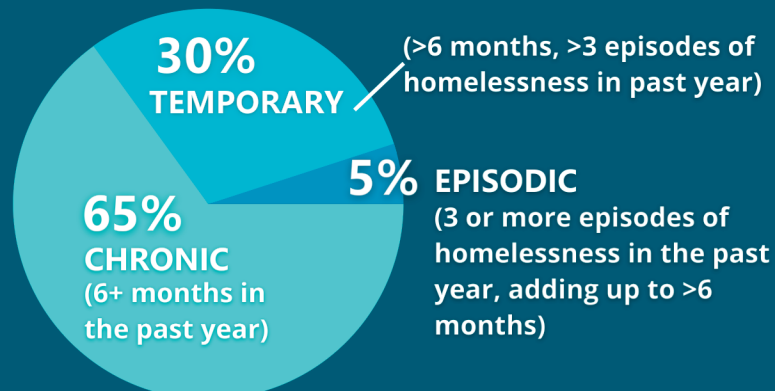
AVERAGE AGE AT WHICH SURVEY RESPONDENTS INDICATED THEIR FIRST TIME EXPERIENCING HOMELESSNESS

254

AVERAGE NUMBER OF DAYS SPENT HOMELESS IN THE PAST YEAR



EXPERIENCE OF HOMELESSNESS



*Please refer to Lethbridge 2022 Point-in-Time Count Report for survey methodology and more information.