



*2019
Census Results*



CITY OF
Lethbridge

Backgrounder

- Census results for the City since 2007 are as follows:

<u>Year</u>	<u>Population</u>	<u>Percentage Increase</u>
2019	101,482	1.72%
2018	99,769	1.60%
2017	98,198	1.41%
2016	96,828	2.13%
2015	94,804	1.94%
2014	93,004	2.86%
2013	90,417	1.51%
2012	89,074	1.36%
2011	87,882	1.41%
2010	86,659	1.37%
2009	85,492	1.82%
2008	83,960	2.78%
2007	81,692	3.78%

- 19,255 households (or 44.2%) used the online form
- City of Lethbridge has 42,022 households in 2019
- Greatest growth occurred in Copperwood, Garry Station, Black Wolf, Fairmont, Crossings, and Country Meadows
- Vacancy rate has continued to be 5.0%
- There were 289 dwellings under construction at the time of the 2019 census
- Census was conducted April 1 to April 30, 2019
- Employed 146 workers

Detailed Census Information is available on the City of Lethbridge website at www.lethbridge.ca/census.

Census 2019

The City Clerk's Office is responsible for conducting the census and for the collection of census information. The Municipal Government Act provides the authority for municipalities to conduct a census. Alberta Regulation 63/2001, the Determination of Population Regulation, defines official census, population, and provides the time frame to conduct an official census, and submission of results to the Minister of Municipal Affairs.

If you have any questions regarding the information collected or the statistical data provided in this report please contact:

City of Lethbridge
City Clerk's Office
910 – 4 Avenue South
Lethbridge, AB T1J 0P6

David Sarsfield
Deputy City Clerk
Phone:(403) 329 7329
E-mail: david.sarsfield@lethbridge.ca

The City of Lethbridge conducts a census to establish the total population of the City.

Per capita grants

Municipal data is useful to both municipal and provincial governments as decisions regarding future transportation networks, the location of schools, parks, utilities and fire protection facilities are based to a large extent on statistics on population growth collected in the municipal census. Many of the grants received from the provincial and federal governments are awarded on a per capita basis and a census count ensures that maximum grants are received.

Basic Census

A basic census was undertaken. Information collected included validity of the address, if the dwelling unit was occupied, unoccupied, a vacant lot, or under construction, and if occupied, the number of people living in the unit, their ages and sex.

Every effort was made to reach all households in Lethbridge.

The Office of the City Clerk is confident that everything possible has been done to attain accurate information.

**CITY OF LETHBRIDGE
POPULATION HISTORY**

Year	South Lethbridge	Percentage Increase/Decrease	West Lethbridge	Percentage Increase/Decrease	North Lethbridge	Percentage Increase/Decrease	Total	Increase/Decrease	Percentage Increase/Decrease
2019	32,412	0.94%	40,898	2.35%	28,172	1.70%	101,482	1,713	1.72%
2018	32,109	1.42%	39,960	2.24%	27,700	0.90%	99,769	1,571	1.60%
2017	31,660	-0.19%	39,085	3.05%	27,453	1.01%	98,198	1,370	1.41%
2016	31,720	1.22%	37,929	3.30%	27,179	1.60%	96,828	2,024	2.13%
2015	31,337	0.52%	36,716	3.78%	26,751	1.13%	94,804	1,800	1.94%
2014	31,176	1.70%	35,377	4.09%	26,451	2.63%	93,004	2,587	2.86%
2013	30,655	-0.45%	33,988	3.47%	25,774	1.34%	90,417	1,343	1.51%
2012	30,795	0.95%	32,847	2.45%	25,432	0.46%	89,074	1,192	1.36%
2011	30,504	1.20%	32,063	2.11%	25,315	0.78%	87,882	1,223	1.41%
2010	30,142	-0.09%	31,399	2.98%	25,118	1.14%	86,659	1,167	1.37%
2009	30,168	1.33%	30,489	2.75%	24,835	1.31%	85,492	1,532	1.82%
2008	29,773	1.88%	29,673	4.32%	24,514	2.04%	83,960	2,268	2.78%
2007	29,225	3.20%	28,443	4.75%	24,024	3.37%	81,692	2,979	3.78%
2006	28,318	1.56%	27,154	2.83%	23,241	1.44%	78,713	1,511	1.96%
2005	27,884	-0.20%	26,407	17.74%	22,911	2.52%	77,202	4,485	6.17%
2004	No Census Conducted								
2003	No Census Conducted								
2002	27,941	3.00%	22,429	13.48%	22,347	2.41%	72,717	4,005	5.83%
2001	No Census Conducted								
2000	No Census Conducted								
1999	27,127	3.59%	19,764	6.57%	21,821	2.44%	68,712	2,677	4.05%
1998	No Census Conducted								
1997	26,188	-0.03%	18,546	9.12%	21,301	-2.04%	66,035	1,097	1.69%
1996	No Census Conducted								
1995	No Census Conducted								
1994	26,197	0.28%	16,996	10.33%	21,745	-0.54%	64,938	1,548	2.44%
1993	No Census Conducted								
1992	26,123	1.57%	15,404	14.80%	21,863	1.80%	63,390	2,776	4.58%
1991	No Census Conducted								
1990	No Census Conducted								
1989	25,720	-2.36%	13,418	6.35%	21,476	-0.81%	60,614	4	0.01%
1988	No Census Conducted								

**CITY OF LETHBRIDGE
POPULATION HISTORY**


Year	South Lethbridge	Percentage Increase/ Decrease	West Lethbridge	Percentage Increase/ Decrease	North Lethbridge	Percentage Increase/ Decrease	Total	Increase/ Decrease	Percentage Increase/ Decrease
1987	26,341	-0.29%	12,617	2.44%	21,652	0.36%	60,610	300	0.50%
1986	26,418	0.08%	12,317	4.41%	21,575	-0.60%	60,310	409	0.68%
1985	26,398	0.27%	11,797	15.09%	21,706	0.91%	59,901	1,315	2.24%
1984	No Census Conducted Municipal Affairs officially added 500 persons due to annexation						58,586	500	0.86%
1983	26,326	0.62%	10,250	15.35%	21,510	0.28%	58,086	1,586	2.81%
1982	26,165	1.25%	8,886	19.90%	21,449	0.37%	56,500	1,876	3.43%
1981	25,843	1.42%	7,411	14.09%	21,370	1.00%	54,624	1,489	2.80%
1980	25,481	0.83%	6,496	22.34%	21,158	0.34%	53,135	1,467	2.84%
1979	25,272	0.49%	5,310	31.40%	21,086	3.12%	51,668	2,030	4.09%
1978	25,149	-2.49%	4,041	50.28%	20,448	-0.23%	49,638	663	1.35%
1977	25,790	-1.85%	2,689	89.90%	20,496	7.16%	48,975	2,157	4.61%
1976	26,276	-0.15%	1,416	280.65%	19,126	7.24%	46,818	2,296	5.16%
1975	26,315	-1.62%	372	5.98%	17,835	8.01%	44,522	910	2.09%
1974	26,748	-0.63%	351	23.16%	16,513	5.76%	43,612	796	1.86%
1973	26,918	1.04%	285	12.20%	15,613	4.69%	42,816	1,008	2.41%
1972	26,641	0.75%	254	273.53%	14,913	3.95%	41,808	952	2.33%
1971	26,442	3.68%	68	N/A	14,346	2.60%	40,856	1,304	3.30%
1970	25,504	1.49%			13,983	2.67%	39,552	803	2.07%
1969	25,130	3.28%			13,619	1.42%	38,749	989	2.62%
1968	24,332	2.16%			13,428	1.70%	37,760	738	1.99%
1967	23,818	0.26%			13,204	0.94%	37,022	185	0.50%
1966	23,756	-1.03%			13,081	2.18%	36,837	32	0.09%
1965	24,003	0.21%			12,802	0.25%	36,805	83	0.23%
1964	23,952	0.99%			12,770	1.84%	36,722	465	1.28%
1963	23,718	0.76%			12,539	2.92%	36,257	535	1.50%
1962	23,539	1.88%			12,183	3.19%	35,722	811	2.32%
1961	23,105	2.90%			11,806	4.92%	34,911	1,205	3.58%
1960	22,454	1.72%			11,252	5.08%	33,706	924	2.82%
1959	22,074	4.12%			10,708	3.29%	32,782	1,214	3.85%
1958	21,201	3.25%			10,367	5.89%	31,568	1,245	4.11%
1957	20,533	3.05%			9,790	3.91%	30,323	975	3.32%
1956	19,926	3.75%			9,422	3.60%	29,348	1,048	3.70%
1955	19,205	5.53%			9,095	3.49%	28,300	1,314	4.87%
1954	18,198	N/A			8,788	N/A	26,986	4,039	17.60%

**CITY OF LETHBRIDGE
POPULATION HISTORY**

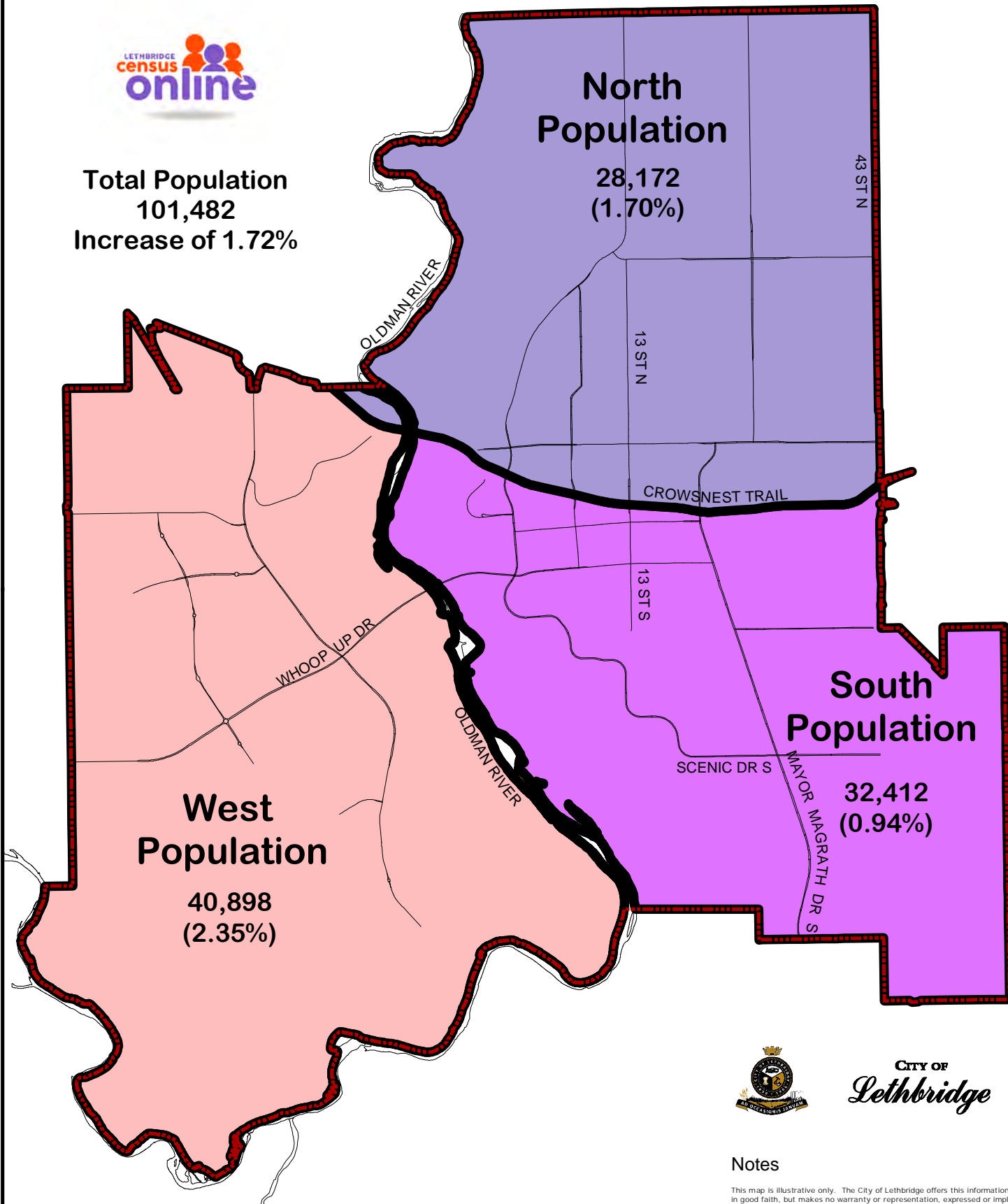
Year	South Lethbridge	Percentage Increase/ Decrease	West Lethbridge	Percentage Increase/ Decrease	North Lethbridge	Percentage Increase/ Decrease	Total	Increase/ Decrease	Percentage Increase/ Decrease
1953	No Census Conducted								
1952	No Census Conducted								
1951							22,947	6,425	38.89%
1946							16,522	1,910	13.07%
1941							14,612	1,089	8.05%
1936							13,523	34	0.25%
1931							13,489	2,754	25.65%
1926							10,735	-1,172	-9.84%
1921							11,907	2,471	26.19%
1916							9,436	1,386	17.22%
1911							8,050	5,737	248.03%
1906							2,313	286	14.11%
1901							2,027	549	37.14%
1891							1,478	1,478	

Basic Statistics Summary as of April 1, 2019

			2019	2018	2017	2016
Total Population			101,482	99,769	98,198	96,828
	Females	48.8%	49,552	50,697	50,002	49,371
	Males	50.7%	51,419	48,883	48,173	47,457
	Prefer Not to Identify	0.5%	511	189	23	N/A
Total Dwellings			42,022	41,358	40,803	40,064
Average Residents Per Dwelling			2.41	2.41	2.41	2.42
Average Age			38.4	38.1	38.1	38.0
	Average Male Age		37.5	37.2	37.1	37.0
	Average Female Age		39.3	39.1	39.1	39.0
	Prefer Not to Identify		44.9	40.0	44.8	N/A



Total Population
101,482
Increase of 1.72%



CITY OF
Lethbridge

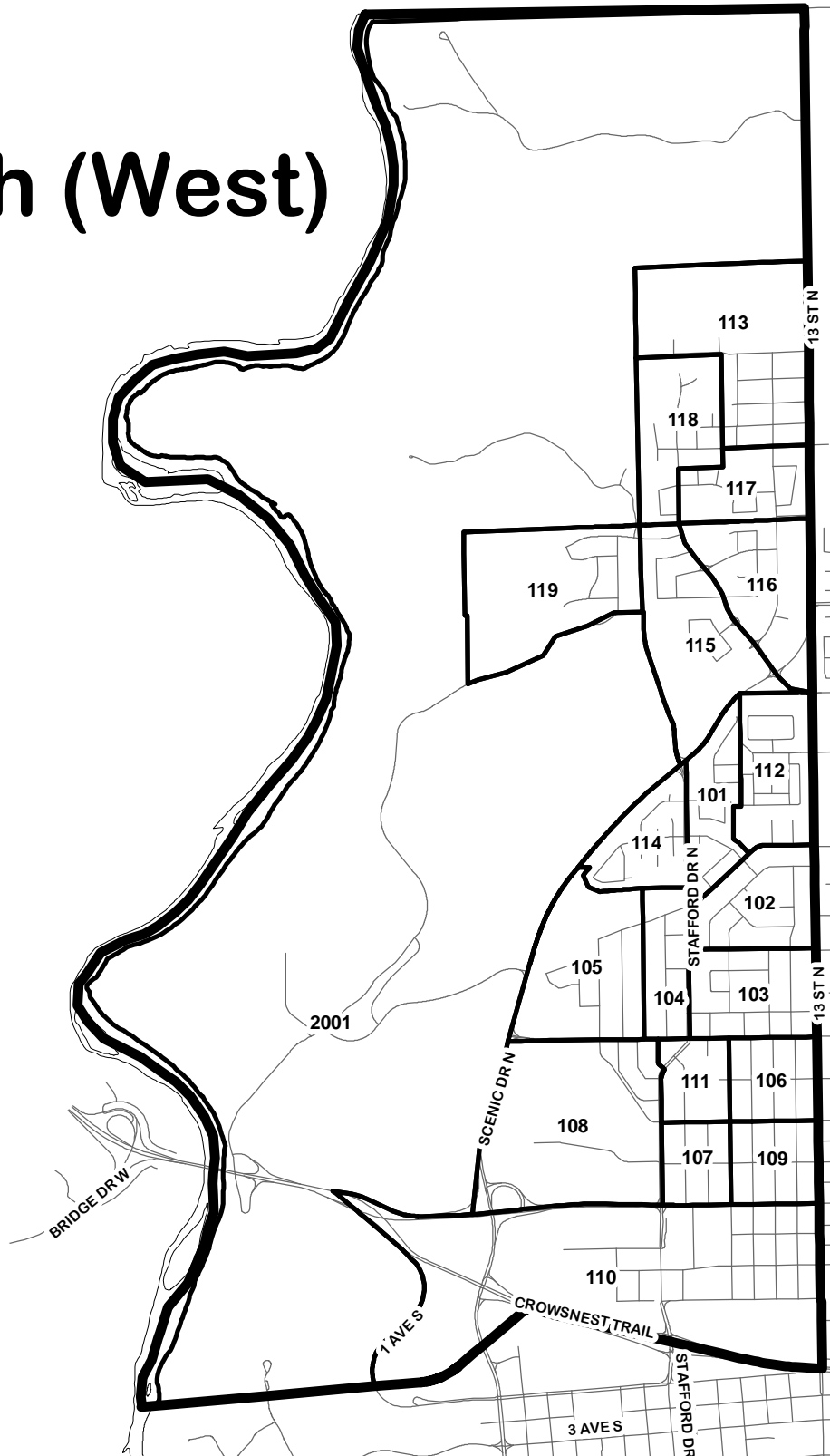
Notes

This map is illustrative only. The City of Lethbridge offers this information in good faith, but makes no warranty or representation, expressed or implied, with regard to the correctness, accuracy and/or reliability of this data.

All rights reserved. No part of this map may be reproduced in any form or by any means without written consent from the City of Lethbridge.



North (West)





CITY OF
Lethbridge

2019 Census Regions



Legend

-  Census Region
-  Census Tract

Notes

This map is illustrative only. The City of Lethbridge offers this information in good faith, but makes no warranty or representation, expressed or implied, with regard to the correctness, accuracy and/or reliability of this data.

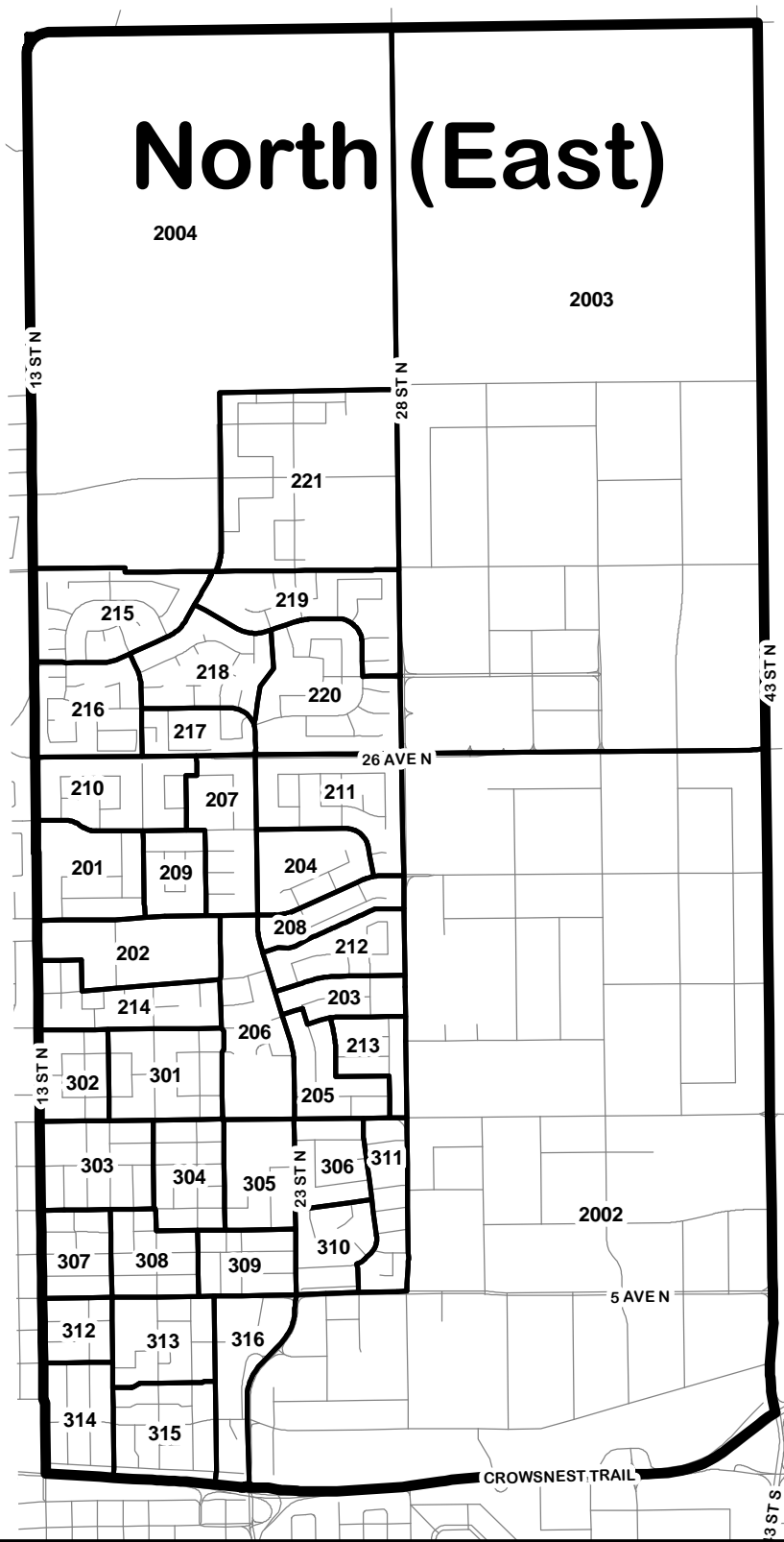
All rights reserved. No part of this map may be reproduced in any form or by any means without written consent from the City of Lethbridge.

©2019, City of Lethbridge, AB Canada

Published June, 2019



North (East)



CITY OF
Lethbridge

2019 Census Regions



Legend

- Census Region
- Census Tract

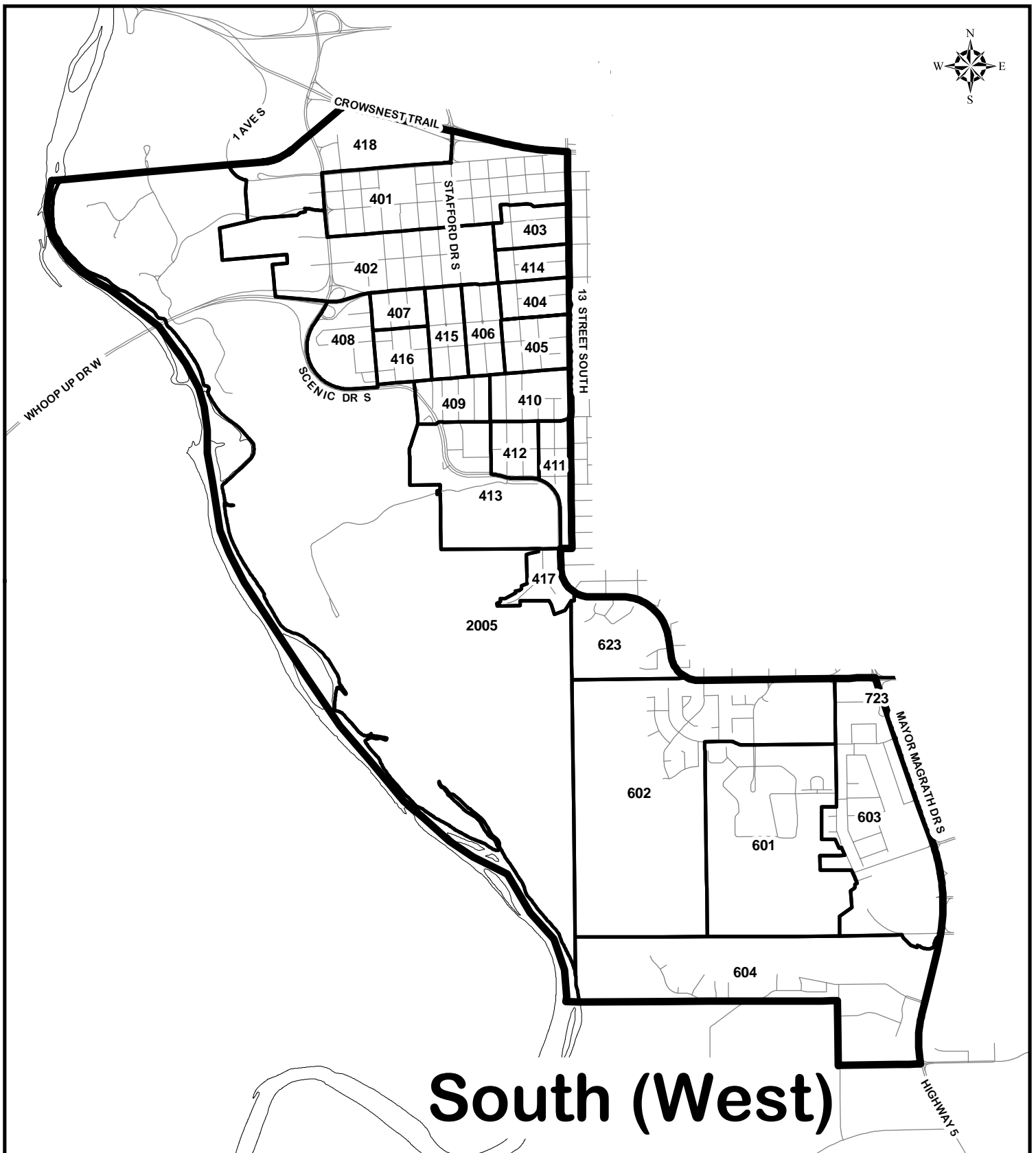
Notes

This map is illustrative only. The City of Lethbridge offers this information in good faith, but makes no warranty or representation, expressed or implied, with regard to the correctness, accuracy and/or reliability of this data.

All rights reserved. No part of this map may be reproduced in any form or by any means without written consent from the City of Lethbridge.

©2019, City of Lethbridge, AB Canada

Published June, 2019



South (West)





CITY OF
Lethbridge

2019 Census Regions



Legend

-  Census Region
-  Census Tract

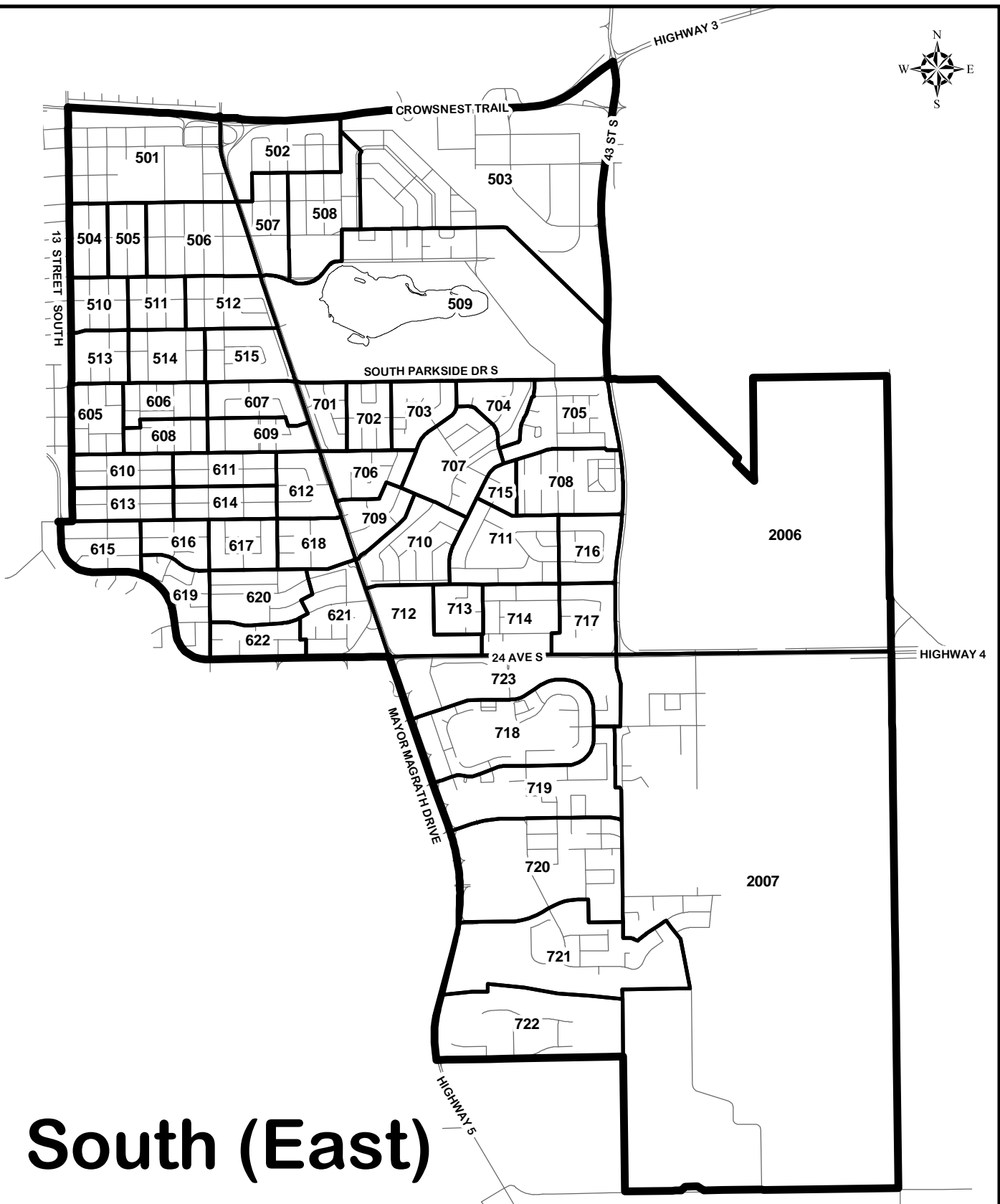
Notes

This map is illustrative only. The City of Lethbridge offers this information in good faith, but makes no warranty or representation, expressed or implied, with regard to the correctness, accuracy and/or reliability of this data.

All rights reserved. No part of this map may be reproduced in any form or by any means without written consent from the City of Lethbridge.

©2019, City of Lethbridge, AB Canada

Published June, 2019



South (East)



CITY OF
Lethbridge

2019 Census Regions



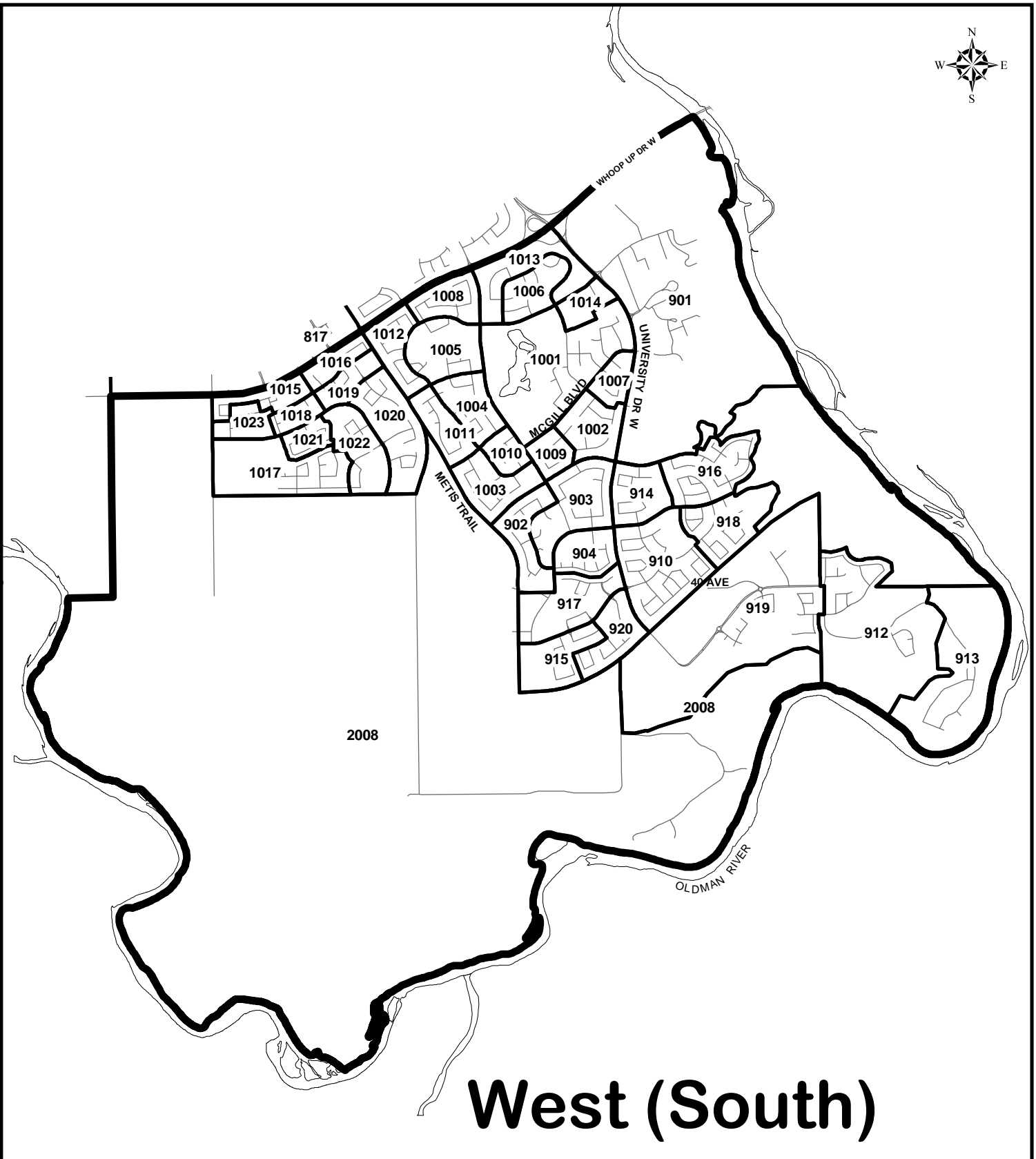
Legend

- Census Region
- Census Tract

Notes

This map is illustrative only. The City of Lethbridge offers this information in good faith, but makes no warranty or representation, expressed or implied, with regard to the correctness, accuracy and/or reliability of this data.

All rights reserved. No part of this map may be reproduced in any form or by any means without written consent from the City of Lethbridge.



CITY OF
Lethbridge

2019 Census Regions



Legend

- Census Region
- Census Tract

Notes

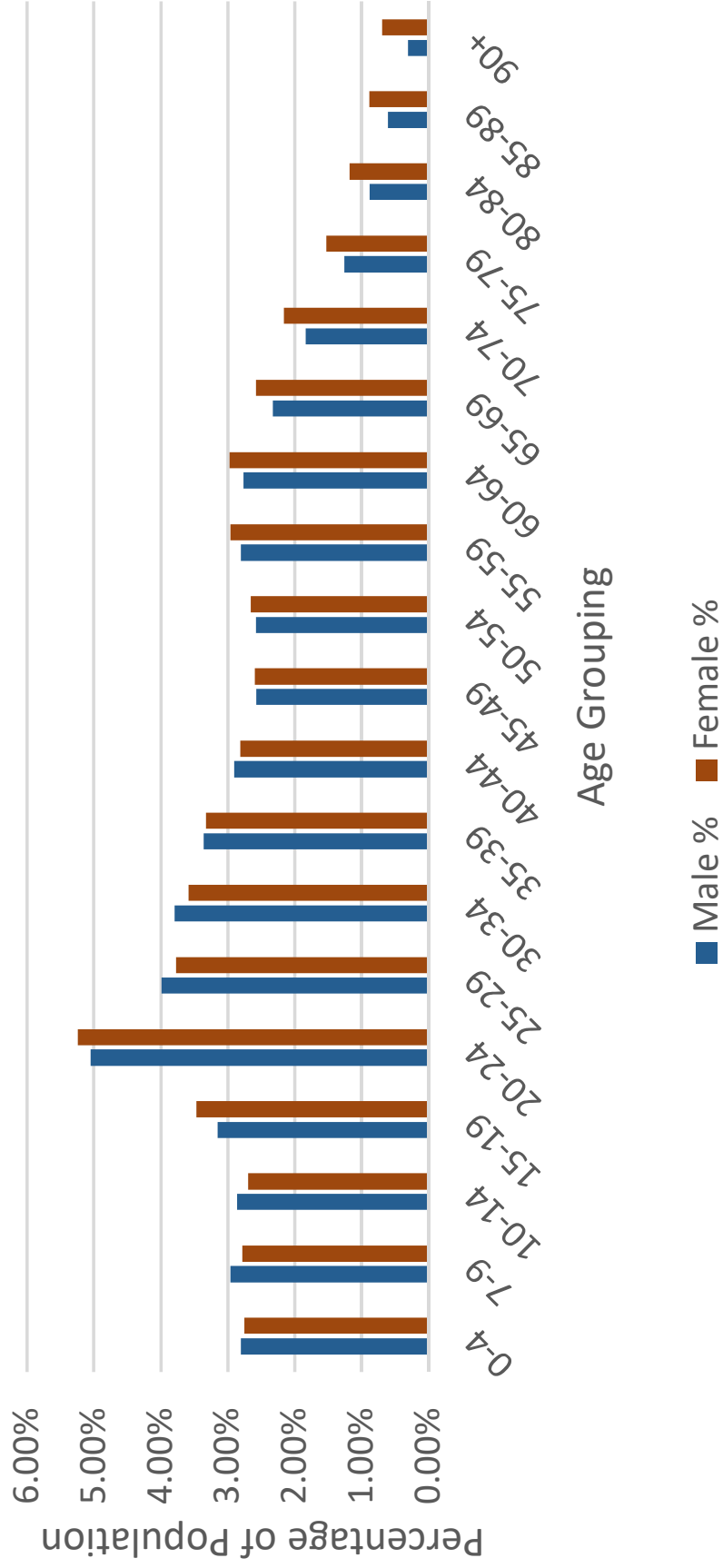
This map is illustrative only. The City of Lethbridge offers this information in good faith, but makes no warranty or representation, expressed or implied, with regard to the correctness, accuracy and/or reliability of this data.

All rights reserved. No part of this map may be reproduced in any form or by any means without written consent from the City of Lethbridge.

Quadrant Summary as of April 1, 2019 Census

Quadrant	2019	2018	2017	2016	2015	Change in #'s (2019)	Change in #'s (2018)	Change in % (2019)	Change in % (2018)
North Lethbridge - West	10,049	9,951	9,789	9,676	9,437	98	162	0.98%	1.65%
North Lethbridge - East	18,123	17,749	17,664	17,503	17,314	374	85	2.11%	0.48%
South Lethbridge - West	9,330	9,318	9,341	9,317	9,291	12	(23)	0.13%	-0.25%
South Lethbridge - East	23,082	22,791	22,319	22,403	22,046	291	472	1.28%	2.11%
West Lethbridge - North	17,383	16,995	16,541	15,878	15,343	388	454	2.28%	2.74%
West Lethbridge - South	23,515	22,965	22,544	22,051	21,373	550	421	2.39%	1.87%
Totals	101,482	99,769	98,198	96,828	94,804	1,713	1,571	1.72%	1.60%

Population Distribution as of April 1, 2019



Area Tabulation Report - Overall as of April 1, 2019

Area Categories

Area	00-01	1	2	3	4	5	6	7-9	10-14	15-17	18-19	20-24	25-29	30-34	35-39	40-44	45-49	50-54	55-59	60-64	65-69	70-74	75-79	80-84	85-89	90+	Area Total
0101	11	11	10	11	10	11	15	34	56	18	18	68	94	116	73	55	58	47	50	41	43	25	9	2	1	1	888
0102	5	5	9	13	6	9	6	17	26	14	14	40	35	42	45	40	34	37	52	38	39	46	34	23	10	2	641
0103	4	5	8	13	3	5	5	17	27	14	13	42	48	52	50	35	29	28	46	45	32	11	18	9	11	2	572
0104	4	5	4	11	7	6	3	12	20	8	11	24	26	40	27	22	22	21	30	21	24	13	9	7	3	0	380
0105	5	5	8	10	5	11	8	17	41	22	18	39	55	58	40	40	40	38	44	43	27	21	19	8	6	2	634
0106	6	4	5	5	3	10	9	11	38	6	5	33	46	49	37	31	25	30	34	34	15	8	10	3	8	3	468
0107	1	6	4	3	3	7	4	6	14	12	3	15	28	18	24	33	30	20	25	21	22	9	7	3	0	4	322
0108	3	2	2	1	0	1	1	5	8	12	1	10	7	12	7	14	8	9	15	14	7	9	10	5	1	0	164
0109	3	0	1	7	2	5	1	10	20	6	11	28	32	32	41	27	29	23	31	32	11	9	6	3	5	1	376
0110	6	5	9	8	5	5	8	17	23	11	15	55	71	62	34	42	33	29	43	35	26	20	20	40	36	34	692
0111	2	1	3	1	2	1	3	6	9	1	3	9	17	11	14	12	11	8	10	15	8	10	4	7	2	2	172
0112	0	4	3	1	5	4	4	9	23	8	7	23	28	45	20	31	29	49	54	84	50	58	45	23	13	5	625
0113	6	5	4	6	4	9	8	29	37	17	12	40	52	36	44	33	38	32	48	31	25	22	10	6	6	0	560
0114	4	9	9	11	4	16	5	32	44	17	16	45	39	43	31	31	40	38	59	41	18	23	10	9	8	0	602
0115	13	13	11	17	15	9	22	48	54	21	13	45	72	62	97	71	51	39	37	23	11	5	14	4	0	0	767
0116	10	6	15	12	11	15	16	44	48	24	16	30	35	49	81	54	49	42	29	40	37	30	25	32	38	42	830
0117	8	7	13	8	10	7	16	43	55	25	20	33	47	59	87	65	44	29	32	25	18	8	6	5	3	0	673
0118	9	7	10	8	6	9	3	7	12	3	0	8	28	35	27	13	13	12	10	13	6	3	0	1	0	0	243
0119	5	8	11	10	5	10	12	24	28	15	11	29	40	57	50	29	31	16	18	15	10	5	1	0	0	0	440
0201	10	6	11	5	5	5	7	14	38	20	15	35	47	38	58	45	34	32	47	58	52	30	24	15	13	26	690
0202	0	0	0	0	0	0	0	0	0	0	0	0	0	0	0	1	1	1	1	5	14	35	43	41	69	58	269
0203	2	3	1	7	3	1	3	9	6	5	5	12	14	12	20	8	15	9	26	11	18	15	15	7	5	1	233
0204	9	4	6	9	4	8	6	16	26	11	10	39	34	42	28	21	13	19	32	23	35	21	6	7	0	0	429
0205	2	2	3	5	1	4	5	10	23	9	11	16	16	19	33	14	21	27	20	22	19	21	24	14	18	3	362
0206	4	1	3	4	4	5	7	13	18	11	13	26	26	28	25	22	25	23	37	22	21	29	9	20	4	2	402
0207	9	4	10	11	6	9	3	21	36	13	15	40	38	44	43	35	19	36	52	41	43	31	20	7	5	0	591
0208	1	2	2	3	4	1	4	9	15	9	3	29	24	19	18	20	16	20	19	26	29	21	15	5	1	0	315
0209	3	4	6	4	7	4	7	17	22	8	10	27	19	30	19	23	28	18	19	27	27	22	6	2	1	1	390
0210	6	3	9	3	6	2	5	23	48	16	18	51	62	25	58	29	44	38	36	43	40	46	17	15	10	1	654
0211	3	7	7	9	5	6	4	24	36	22	14	62	48	38	39	40	40	50	45	55	58	39	16	9	8	0	684
0212	2	1	3	1	2	2	3	7	11	8	5	24	14	18	22	13	13	25	31	24	36	15	18	7	6	2	313
0213	5	3	3	3	5	0	3	10	22	14	5	14	30	23	18	23	16	22	17	13	17	24	18	13	4	0	325
0214	5	4	7	5	4	4	7	18	28	17	12	34	41	37	19	34	18	22	35	32	29	25	21	25	16	7	506
0215	12	9	11	13	14	10	11	24	74	40	30	79	60	74	61	49	79	65	91	81	56	40	32	13	14	4	1046
0216	5	6	9	3	7	4	7	17	21	14	20	50	36	31	22	23	28	63	72	71	31	28	18	9	0	0	595
0217	9	6	7	8	11	9	7	35	31	23	15	48	29	43	33	37	21	26	29	20	19	17	10	7	1	2	503
0218	5	2	5	4	4	5	7	15	26	29	23	39	41	39	40	33	40	51	82	61	52	28	16	3	5	2	657
0219	9	6	11	9	7	8	10	27	66	30	30	46	64	57	80	55	65	57	69	50	35	16	13	3	6	0	829
0220	6	9	8	11	9	11	11	40	69	45	32	73	39	57	59	74	86	91	83	71	36	29	18	13	2	1	983
0221	21	17	20	16	23	20	16	35	57	29	21	62	95	133	102	73	59	60	44	30	20	22	6	2	2	2	987
0301	3	7	3	4	4	3	3	16	29	20	12	32	33	30	21	38	35	28	48	27	24	15	14	10	12	4	475
0302	1	2	1	2	7	2	6	13	14	7	6	10	15	28	20	13	17	20	21	26	15	14	5	11	4	3	283
0303	2	6	3	7	3	4	3	13	33	17	9	26	39	39	30	27	20	22	32	19	16	6	11	4	2	1	394
0304	0	2	3	6	5	5	7	18	34	26	13	20	35	38	37	30	24	32	28	39	14	13	8	8	6	2	453
0305	11	12	16	18	10	17	16	45	70	45	25	54	49	69	82	43	45	30	23	18	15	11	5	4	4	2	739

Area Tabulation Report - Overall as of April 1, 2019

Area	00-01	1	2	3	4	5	6	7-9	10-14	15-17	18-19	20-24	25-29	30-34	35-39	40-44	45-49	50-54	55-59	60-64	65-69	70-74	75-79	80-84	85-89	90+	Area Total	
0306	0	4	5	4	0	4	3	11	24	14	4	17	14	20	15	20	21	32	23	17	30	10	12	18	6	6	334	
0307	4	3	1	0	5	5	3	13	22	10	7	22	22	27	37	17	20	15	17	26	12	10	14	12	9	5	338	
0308	8	2	6	5	4	5	7	22	28	15	16	31	28	35	37	27	22	27	29	31	16	13	9	5	0	0	428	
0309	3	2	6	4	4	2	8	13	21	4	14	36	34	31	29	29	28	26	29	25	16	16	11	4	5	2	402	
0310	4	1	0	1	2	3	5	6	10	8	6	12	13	16	11	9	12	17	23	15	24	20	10	13	7	1	249	
0311	3	3	5	6	6	5	5	13	20	11	11	22	27	24	26	24	15	21	28	17	15	23	10	8	3	1	349	
0312	0	1	2	0	1	2	0	6	7	2	2	22	10	26	7	16	10	13	17	15	8	6	3	0	0	0	176	
0313	5	6	8	10	6	7	3	16	24	8	10	33	36	25	41	28	20	24	30	30	24	19	5	5	9	1	433	
0314	3	6	6	3	7	1	4	7	14	8	10	37	51	32	34	30	26	16	27	22	15	15	9	2	6	0	391	
0315	2	4	7	5	2	9	9	22	22	19	10	39	51	54	56	46	31	23	43	29	16	16	7	5	3	2	532	
0316	8	4	1	4	7	4	2	13	14	11	10	35	54	32	16	30	30	16	17	22	14	11	8	2	2	0	367	
0401	0	0	2	0	2	1	0	0	3	6	3	21	32	35	24	21	27	30	22	30	21	10	4	0	0	0	294	
0402	0	0	1	0	0	0	0	0	1	1	1	8	14	18	11	8	12	22	38	83	68	61	48	61	69	61	586	
0403	1	2	1	2	1	3	2	3	8	11	8	44	51	42	29	39	26	32	30	47	61	57	42	18	36	31	627	
0404	4	1	6	2	3	3	5	11	13	12	2	18	28	27	17	22	27	10	24	25	25	8	5	5	2	0	305	
0405	4	6	8	4	2	3	6	11	31	12	8	46	34	32	26	36	25	23	25	18	13	10	4	8	1	0	396	
0406	2	2	5	4	7	2	0	13	10	10	3	24	26	29	25	38	22	24	16	24	25	10	4	2	3	3	333	
0407	1	2	3	1	2	3	3	3	10	4	3	20	27	30	15	14	11	15	13	17	16	30	20	28	16	16	323	
0408	3	9	1	8	6	6	0	9	22	13	10	63	63	33	34	22	29	18	27	22	8	16	6	1	0	1	430	
0409	3	1	0	6	4	4	4	11	11	6	6	22	39	45	42	18	15	20	18	25	20	11	8	11	1	1	352	
0410	7	5	2	7	2	4	5	8	9	4	4	25	34	30	28	17	13	25	21	23	24	15	4	5	4	1	326	
0411	3	3	8	0	3	4	7	3	11	3	14	40	30	25	19	20	14	18	15	12	12	9	7	0	3	2	285	
0412	1	4	7	4	3	2	6	12	16	5	9	31	29	47	23	15	16	9	11	16	14	9	3	2	4	0	298	
0413	0	7	1	5	1	4	1	9	5	1	2	18	24	19	21	12	6	15	10	10	11	5	5	5	1	3	201	
0414	4	2	3	3	3	1	1	6	16	6	8	36	29	26	30	16	19	20	22	20	10	12	4	5	2	0	304	
0415	6	5	4	6	4	8	8	17	23	14	10	48	43	46	44	25	36	23	31	27	19	7	8	0	4	1	467	
0416	0	2	6	2	6	5	5	5	13	4	4	31	34	42	31	17	19	11	22	21	19	13	8	0	3	7	330	
0417	3	1	2	4	2	2	2	3	5	4	22	73	41	41	12	12	8	12	15	15	9	6	4	0	2	0	300	
0418	0	0	0	1	0	0	0	0	0	2	0	0	0	0	0	1	1	3	14	25	57	95	128	142	95	74	638	
0501	3	2	3	0	1	0	2	9	13	9	9	31	13	11	15	17	19	14	16	21	17	6	6	2	1	1	241	
0502	6	4	7	8	6	4	2	10	16	7	9	24	40	39	23	21	17	30	28	31	18	22	7	3	6	4	392	
0503	6	10	14	8	13	13	12	35	58	43	19	64	61	72	65	43	57	51	63	74	52	59	26	19	8	2	947	
0504	3	5	3	3	4	0	2	9	13	3	7	29	28	21	23	20	15	12	16	13	26	6	6	2	3	2	274	
0505	2	3	5	1	1	3	4	2	9	8	5	21	15	20	10	11	11	24	9	19	16	12	5	2	0	2	220	
0506	1	4	2	6	1	6	4	7	17	15	10	40	27	31	30	29	25	27	30	46	13	19	15	9	6	5	425	
0507	4	3	1	4	5	5	3	4	6	1	4	21	22	20	16	15	12	12	17	12	11	9	11	7	2	0	227	
0508	3	3	4	5	4	6	3	11	26	11	14	39	36	29	26	39	18	30	36	47	32	26	12	11	9	1	481	
0509	3	1	3	3	0	3	2	7	12	9	8	18	23	16	17	12	8	21	27	27	32	14	9	8	6	0	289	
0510	5	2	3	3	3	2	3	4	15	3	7	21	20	27	32	7	15	28	23	23	20	10	13	7	4	3	303	
0511	3	0	5	5	2	2	5	8	11	4	9	28	23	33	18	13	14	17	25	18	11	6	9	3	4	1	277	
0512	1	0	2	1	3	3	6	9	19	6	6	30	41	31	31	18	17	20	36	36	23	9	10	11	5	5	379	
0513	0	2	0	2	1	1	1	4	4	0	1	10	13	6	15	2	8	17	26	25	27	33	37	56	69	97	457	
0514	2	1	2	1	1	1	1	3	2	3	2	9	17	24	6	7	6	4	6	7	5	11	4	5	5	5	140	
0515	4	6	2	3	4	4	4	11	8	4	10	26	29	19	26	15	22	26	32	27	22	16	13	11	3	1	348	
0601	0	0	0	0	0	0	0	0	0	0	244	223	20	6	1	0	3	0	0	0	0	0	0	0	0	0	0	497
0602	9	5	8	10	14	6	12	39	55	25	22	52	21	33	44	41	44	48	59	82	91	58	44	25	15	9	871	
0603	1	1	1	1	0	2	0	3	5	8	11	21	14	10	3	7	14	19	35	84	104	124	144	76	45	16	749	

Area Tabulation Report - Overall as of April 1, 2019

Area	00-01	1	2	3	4	5	6	7-9	10-14	15-17	18-19	20-24	25-29	30-34	35-39	40-44	45-49	50-54	55-59	60-64	65-69	70-74	75-79	80-84	85-89	90+	Area Total
0604	0	1	0	2	0	1	4	9	21	19	10	19	2	4	5	18	34	29	38	19	17	13	9	5	1	0	280
0605	1	1	2	1	3	1	1	4	8	3	1	18	14	8	8	13	12	11	23	19	14	18	12	2	2	1	201
0606	1	2	3	3	4	1	0	3	11	4	4	37	21	14	19	10	14	21	22	17	23	14	12	12	11	14	297
0607	6	1	4	3	6	5	3	9	18	12	11	64	26	35	24	17	13	17	13	24	15	12	4	7	5	4	358
0608	1	1	3	3	2	1	2	6	9	10	7	19	23	22	18	16	11	17	19	20	10	7	4	1	2	254	
0609	3	2	3	3	2	3	2	6	8	11	2	14	7	16	17	11	8	8	11	6	15	9	6	4	0	0	177
0610	4	5	5	2	3	4	3	13	13	9	10	37	43	29	26	24	16	20	19	25	20	16	11	9	2	4	372
0611	1	4	1	3	3	3	5	3	12	4	6	32	21	29	18	18	10	15	24	15	18	17	8	2	11	1	284
0612	1	0	2	1	5	3	2	5	10	6	16	25	16	15	19	9	16	17	18	13	8	6	5	9	1	3	231
0613	3	4	2	3	6	4	5	8	23	18	9	35	23	23	21	16	22	19	22	18	21	12	11	4	5	4	341
0614	6	0	6	5	7	4	6	9	13	6	1	34	31	38	25	20	14	24	14	22	17	17	13	3	3	6	344
0615	4	6	3	4	3	2	6	15	12	9	5	28	30	32	23	19	21	29	21	31	32	23	9	6	5	5	383
0616	2	9	7	2	2	3	5	11	17	5	4	29	32	22	21	13	7	13	25	18	22	16	11	11	5	2	314
0617	4	6	9	6	9	4	5	16	13	14	10	32	36	36	20	23	18	15	24	21	24	12	4	10	4	4	379
0618	1	1	3	1	1	0	1	2	5	7	2	18	9	13	10	11	6	8	18	12	7	9	8	9	3	2	167
0619	2	6	2	3	3	3	3	12	27	14	7	25	18	8	15	24	13	24	20	13	17	16	16	14	6	5	316
0620	1	3	7	3	5	5	1	7	18	6	8	25	25	18	21	7	13	9	13	23	15	13	14	23	12	3	298
0621	4	9	5	7	4	3	5	17	24	14	25	60	32	34	36	31	25	34	37	33	27	21	22	17	16	2	544
0622	2	3	2	3	3	2	3	18	32	11	17	40	22	10	23	23	15	20	10	25	10	21	15	11	10	2	353
0623	1	1	0	1	1	1	1	6	5	4	4	1	1	6	10	2	5	11	7	20	16	13	8	8	3	2	138
0701	1	1	0	2	1	0	2	4	5	2	0	12	12	11	5	10	6	6	4	9	3	1	1	3	2	5	108
0702	1	2	3	3	3	5	1	6	8	4	7	22	30	19	8	18	14	14	19	24	14	17	17	5	5	1	270
0703	3	4	6	4	5	1	2	4	13	9	9	27	33	16	20	15	17	17	19	17	10	14	11	6	5	2	289
0704	1	4	2	1	1	1	1	8	11	6	5	10	16	9	12	8	10	19	19	18	12	16	11	9	6	2	218
0705	8	7	7	3	4	7	8	22	36	14	16	41	36	48	37	19	34	35	42	66	38	40	37	23	14	3	645
0706	2	1	3	3	5	3	6	10	15	11	13	30	17	24	17	24	19	26	21	19	18	14	8	5	4	2	320
0707	3	4	6	7	7	7	6	24	28	17	16	38	36	29	26	35	19	21	31	29	25	15	14	8	9	5	465
0708	4	6	5	10	7	6	8	16	28	10	11	24	35	31	37	32	39	35	39	57	51	44	23	25	9	3	595
0709	3	2	2	2	1	0	1	5	8	2	2	18	26	17	11	14	2	3	14	19	12	5	1	7	2	0	179
0710	2	5	3	7	5	3	3	10	26	13	14	33	28	33	19	20	23	30	28	25	27	28	29	19	10	5	448
0711	8	4	3	7	4	7	7	23	35	30	21	87	39	42	26	36	29	30	43	40	37	47	35	21	15	5	681
0712	2	1	1	3	1	2	1	3	0	1	3	36	19	12	12	12	15	17	34	35	75	71	54	45	31	10	496
0713	4	6	6	10	6	3	11	23	17	5	8	61	57	65	34	36	29	39	33	51	48	36	30	8	17	11	654
0714	12	2	3	4	5	4	4	15	19	13	11	63	42	56	31	15	19	25	39	39	49	46	29	25	15	8	593
0715	4	1	7	3	1	5	2	16	17	10	10	47	25	24	25	19	16	12	12	10	6	4	5	0	1	0	282
0716	4	10	4	7	3	5	8	17	32	14	7	23	22	38	28	14	13	26	26	25	33	18	16	8	6	1	408
0717	3	2	3	1	5	2	2	7	21	9	10	33	21	28	12	18	19	20	37	49	22	25	15	5	3	6	378
0718	1	6	5	4	6	6	5	16	21	22	16	34	20	19	29	19	35	48	71	66	85	81	73	69	30	16	803
0719	3	5	13	8	13	13	9	25	56	35	19	38	38	30	54	62	45	66	58	68	74	57	67	70	69	72	1067
0720	9	6	9	11	8	18	11	36	80	29	20	39	34	47	84	72	43	60	61	66	52	44	33	24	7	3	906
0721	9	7	10	13	15	9	14	50	88	45	21	43	34	35	76	81	69	65	62	43	38	35	17	9	5	1	894
0722	1	3	1	1	4	2	3	17	24	8	8	3	1	0	10	21	17	13	12	3	1	5	2	0	0	0	160
0723	3	1	2	1	2	1	5	8	14	10	14	47	30	24	19	23	11	16	31	33	36	49	42	44	47	60	573
0801	6	5	10	4	9	15	13	33	60	33	23	63	42	48	51	49	49	55	83	55	62	30	19	23	8	4	852
0802	15	13	13	6	12	8	10	39	48	28	30	118	68	45	39	27	20	21	34	29	22	18	8	0	0	0	671
0803	4	3	2	0	2	2	2	4	6	2	2	13	21	11	4	6	9	11	15	11	15	7	1	3	0	0	156
0804	8	5	4	8	11	5	7	11	32	15	19	83	44	31	32	25	24	23	31	38	37	16	5	6	1	0	521

Area Tabulation Report - Overall as of April 1, 2019

Area	00-01	1	2	3	4	5	6	7-9	10-14	15-17	18-19	20-24	25-29	30-34	35-39	40-44	45-49	50-54	55-59	60-64	65-69	70-74	75-79	80-84	85-89	90+	Area Total	
0805	7	1	5	4	6	6	4	11	23	10	9	52	33	26	18	21	11	22	22	25	26	23	10	13	5	1	394	
0806	9	15	9	17	19	11	11	52	102	64	42	103	61	65	91	68	113	69	54	48	38	18	15	5	2	1	1102	
0807	1	5	8	7	10	3	3	14	37	13	15	46	22	30	35	22	19	25	20	30	14	13	4	1	3	1	401	
0808	7	9	11	13	7	10	10	51	69	35	43	165	112	86	64	67	57	60	64	45	29	25	19	3	4	2	1067	
0809	7	11	11	13	8	16	13	27	56	33	31	101	93	81	65	49	51	47	51	52	31	19	13	7	2	2	890	
0810	15	15	8	12	11	5	19	31	67	34	29	155	116	62	58	69	38	46	27	22	27	21	13	3	2	0	905	
0811	4	2	3	2	0	1	1	3	3	5	13	69	63	29	16	11	7	9	14	10	15	20	24	54	97	81	556	
0812	8	13	12	12	15	9	10	32	61	33	64	240	113	111	66	59	47	37	22	30	17	10	8	2	2	0	1033	
0813	12	9	11	18	15	17	13	45	93	32	50	185	109	95	92	68	48	52	66	30	30	14	15	1	0	1	1121	
0814	9	8	13	13	11	10	5	29	38	20	16	102	80	60	62	47	43	36	18	18	18	7	3	0	0	0	666	
0815	22	16	10	12	14	11	1	15	16	6	10	67	109	82	44	27	23	21	8	4	10	3	0	1	0	0	532	
0816	14	10	13	14	8	12	11	36	69	19	19	91	71	80	74	55	48	19	19	16	11	5	4	2	1	0	721	
0817	6	8	8	15	6	3	9	20	37	23	12	74	83	59	40	39	31	29	22	19	9	7	3	1	0	0	563	
0818	6	6	5	6	6	1	2	5	9	12	22	114	88	48	31	24	11	13	22	14	17	18	11	9	3	0	503	
0819	15	9	9	12	4	13	5	17	18	11	5	35	63	72	36	25	13	10	13	13	7	1	1	0	0	0	407	
0901	0	0	0	0	0	0	0	0	0	4	591	356	17	0	0	0	0	0	0	0	0	0	0	0	0	0	0	968
0902	7	5	9	15	11	5	13	28	44	23	38	93	68	45	47	31	16	35	34	39	29	23	7	5	4	0	674	
0903	9	16	19	9	22	10	20	42	66	29	28	131	82	86	53	61	42	46	54	43	21	31	9	11	3	0	943	
0904	6	1	3	5	6	5	5	21	27	18	11	57	43	35	26	33	31	35	16	19	12	12	6	2	0	1	436	
0905	1	7	3	7	4	7	8	15	41	20	14	30	24	23	20	42	29	50	61	63	76	46	13	12	6	1	623	
0906	6	2	7	11	10	5	8	24	47	43	23	44	22	26	28	46	62	66	95	82	70	55	40	25	10	2	859	
0907	1	8	8	6	8	8	7	22	45	24	27	59	48	35	41	43	50	48	49	42	43	47	19	9	3	1	701	
0908	3	5	4	4	14	8	9	39	44	33	13	44	31	28	43	36	52	38	69	98	78	63	28	18	5	1	808	
0909	7	1	2	6	5	5	5	19	32	12	28	114	66	41	34	34	37	21	32	21	16	10	7	1	2	1	559	
0910	10	15	9	17	15	16	10	36	62	29	23	43	39	64	73	56	66	42	43	57	44	26	19	4	2	0	820	
0911	2	3	5	3	6	3	8	24	58	40	22	58	29	26	30	42	51	54	76	52	31	24	17	12	3	2	681	
0912	4	7	4	8	12	14	11	40	71	55	30	38	14	23	51	69	71	69	73	67	58	47	18	9	3	1	867	
0913	1	1	0	1	0	0	0	3	8	5	4	21	20	12	8	11	5	24	26	47	42	45	31	17	7	0	339	
0914	3	5	5	3	0	2	5	16	42	29	25	41	14	19	19	23	50	52	38	24	21	29	7	8	0	1	481	
0915	15	11	14	18	11	3	7	25	35	28	24	114	77	72	49	28	26	19	22	16	7	10	2	0	1	1	635	
0916	7	9	14	11	19	21	26	82	125	79	35	77	42	45	108	122	120	73	54	46	39	26	8	5	5	0	1198	
0917	6	3	6	7	6	7	8	30	49	28	23	62	44	30	43	40	43	36	23	23	21	14	8	7	2	0	569	
0918	8	7	8	13	17	10	18	33	78	42	17	49	44	42	53	76	53	47	18	33	26	8	7	5	3	0	715	
0919	4	7	6	15	7	11	10	32	60	35	15	17	5	26	59	54	41	47	34	20	17	9	6	1	0	0	538	
0920	16	3	9	8	11	6	13	17	30	10	16	129	111	81	53	38	19	13	8	9	3	4	6	1	0	0	614	
1001	6	9	7	7	5	7	6	16	26	15	48	224	67	42	40	23	24	33	34	41	26	26	29	19	10	2	792	
1002	4	2	6	5	5	9	9	19	24	14	30	108	49	40	29	25	15	19	18	49	34	22	11	13	2	0	561	
1003	10	4	12	6	10	12	13	23	52	19	30	98	63	56	34	19	26	12	29	34	32	21	11	7	1	0	634	
1004	15	5	10	11	8	4	15	27	47	13	19	77	68	61	57	25	20	22	30	54	36	28	12	2	0	1	667	
1005	8	5	5	3	5	6	4	17	21	23	42	171	89	55	45	32	31	32	28	51	38	28	9	6	4	3	761	
1006	5	1	7	4	6	1	6	9	33	11	26	156	79	41	40	30	10	9	18	29	42	24	14	4	7	0	612	
1007	4	3	2	7	6	3	3	13	23	10	21	119	54	20	16	15	16	7	11	11	14	10	5	1	2	0	396	
1008	10	5	4	7	10	8	5	24	35	20	41	138	61	50	33	27	29	25	28	27	26	17	10	5	0	0	645	
1009	3	3	4	9	5	5	6	8	25	8	7	34	21	16	21	19	11	9	6	18	23	8	5	4	2	1	281	
1010	0	9	3	4	7	5	3	13	20	10	10	45	24	30	15	22	15	18	16	21	19	22	8	3	3	0	345	
1011	9	9	7	5	8	6	4	11	28	22	28	117	71	47	20	29	28	26	32	29	20	19	11	21	17	23	647	
1012	9	6	12	8	11	9	11	28	43	31	29	118	85	65	46	37	29	34	18	25	22	20	5	1	0	1	703	

Area Tabulation Report - Overall as of April 1, 2019

Area	00-01	1	2	3	4	5	6	7-9	10-14	15-17	18-19	20-24	25-29	30-34	35-39	40-44	45-49	50-54	55-59	60-64	65-69	70-74	75-79	80-84	85-89	90+	Area Total
1013	7	6	7	1	3	7	9	20	21	20	48	224	93	58	29	22	17	17	23	27	19	24	14	3	3	1	723
1014	5	5	3	2	5	0	2	8	8	3	40	188	74	48	24	23	15	11	14	14	12	8	6	4	1	0	523
1015	8	15	18	12	19	13	14	32	27	12	14	71	67	97	56	34	19	17	8	5	5	2	3	1	0	0	569
1016	4	6	11	5	7	9	3	17	31	11	24	101	79	42	34	22	19	28	10	4	6	6	4	0	0	0	483
1017	19	18	23	17	18	16	16	35	20	7	11	56	92	89	69	29	26	13	13	8	1	2	0	0	0	1	599
1018	9	7	10	9	9	8	6	20	25	12	16	70	37	58	43	27	20	15	10	4	7	3	0	3	0	0	428
1019	6	9	11	8	13	15	16	32	33	21	34	90	74	60	72	44	25	29	20	5	6	1	3	2	0	0	629
1020	11	17	9	27	19	17	21	49	66	37	27	97	56	93	82	68	49	37	29	12	16	9	1	1	0	4	854
1021	9	9	12	13	19	10	9	33	47	17	19	33	28	52	78	49	29	24	11	17	4	6	0	1	0	0	529
1022	14	18	15	21	20	13	24	63	65	45	12	23	27	74	97	97	47	39	15	8	12	8	0	0	0	0	757
1023	6	8	11	15	12	7	8	16	18	14	17	113	95	91	43	27	21	12	8	5	7	3	3	0	2	1	563
2002	1	0	0	0	0	0	0	2	0	1	0	2	5	1	0	0	0	1	1	2	1	0	0	0	0	0	17
2006	0	2	0	1	1	0	0	0	2	1	0	3	0	0	3	2	3	2	1	4	1	0	1	0	0	0	27
2007	11	5	9	12	16	6	24	41	67	28	14	23	17	53	59	57	38	22	31	23	27	14	7	4	1	1	610
2008	0	0	0	0	0	0	0	0	2	0	0	1	0	0	0	0	2	0	2	0	2	2	2	2	2	1	17
2010	1	0	1	0	1	0	1	0	1	6	0	10	5	4	2	3	9	11	12	12	3	4	2	3	0	0	91
Total	1016	996	1171	1239	1214	1125	1248	3461	5657	3079	3681	10508	7918	7521	6820	5843	5272	5352	5905	5873	5016	4077	2847	2096	1520	1027	101482

* Numbers may not balance due to individuals not identifying their sex

Area Tabulation Report - Female as of April 1, 2019

Age Categories

Area	00-01	1	2	3	4	5	6	7-9	10-14	15-17	18-19	20-24	25-29	30-34	35-39	40-44	45-49	50-54	55-59	60-64	65-69	70-74	75-79	80-84	85-89	90+	Area Total
0101	6	3	4	5	5	4	4	17	27	8	8	39	44	50	34	25	30	26	27	24	28	14	5	2	0	0	440
0102	3	5	6	6	2	4	4	9	15	9	11	18	14	27	25	17	11	15	31	18	20	25	17	13	4	2	331
0103	2	3	3	7	2	2	4	12	10	7	5	24	21	20	22	17	10	10	18	24	17	7	11	2	8	1	269
0104	2	2	2	5	3	1	2	9	9	4	7	16	13	18	16	7	10	12	9	10	16	5	8	4	2	0	192
0105	5	3	3	4	1	5	2	9	21	11	13	22	26	31	20	26	20	15	24	20	18	9	11	5	4	1	329
0106	5	3	2	3	1	5	3	4	21	3	3	15	18	25	13	13	12	15	20	15	5	4	4	0	4	2	218
0107	0	5	2	1	2	2	2	2	9	2	1	7	15	8	10	15	13	13	11	7	11	5	5	2	0	4	154
0108	1	1	1	1	0	0	0	3	6	5	1	6	0	10	1	7	6	4	10	8	4	6	4	3	0	0	88
0109	1	0	1	5	1	3	0	4	12	1	10	12	16	16	16	14	12	12	15	16	4	5	4	3	3	1	187
0110	3	4	6	5	3	2	5	9	12	4	7	31	38	15	14	16	17	11	19	16	11	11	11	27	21	27	345
0111	2	1	1	0	2	1	1	3	3	1	2	2	9	4	7	6	7	6	5	8	4	6	2	4	1	0	88
0112	0	1	2	0	3	3	0	6	10	5	0	12	13	21	9	16	15	26	19	48	30	32	24	13	10	3	321
0113	3	2	1	3	0	6	3	16	19	11	8	27	26	19	20	16	21	16	22	15	14	11	4	3	3	0	289
0114	3	4	3	4	2	5	0	10	17	10	4	24	21	23	16	16	25	21	37	17	7	15	5	6	4	0	299
0115	7	3	5	7	10	4	12	22	25	9	8	25	39	32	53	32	24	18	17	10	6	2	8	1	0	0	379
0116	4	1	9	6	6	11	7	22	24	13	4	13	17	29	37	29	27	22	18	21	19	15	19	23	26	29	451
0117	4	4	7	2	4	6	6	24	29	13	10	15	25	29	43	33	20	14	19	12	12	7	3	3	2	0	346
0118	3	6	3	2	3	6	1	2	5	1	0	5	18	19	12	7	6	9	6	7	2	2	0	1	0	0	126
0119	2	4	6	6	3	4	3	9	18	10	6	17	21	30	25	15	10	8	8	8	6	1	0	0	0	0	220
0201	4	5	8	4	1	3	5	7	20	12	12	18	26	16	29	15	19	11	22	35	28	19	12	9	9	19	368
0202	0	0	0	0	0	0	0	0	0	0	0	0	0	0	0	0	0	0	0	1	8	25	36	24	51	39	184
0203	2	2	0	5	1	0	2	5	2	2	0	7	8	2	11	5	7	3	14	3	12	8	8	5	2	1	117
0204	7	3	2	7	1	2	5	8	7	5	5	20	17	20	12	11	8	12	15	11	19	7	4	4	0	0	212
0205	0	1	1	4	0	4	4	6	7	4	7	6	5	9	18	6	9	12	7	13	12	11	14	8	11	3	182
0206	1	0	1	3	3	3	1	7	5	5	3	12	14	15	12	9	5	11	15	11	14	17	6	13	1	2	189
0207	5	4	6	8	4	3	0	9	18	4	9	17	18	21	20	17	10	18	35	18	24	16	11	3	2	0	300
0208	0	2	2	2	2	1	1	5	6	2	3	18	11	10	9	10	8	7	8	18	14	13	6	2	0	0	160
0209	1	3	3	3	5	1	3	10	10	4	7	10	12	15	13	13	12	15	7	8	15	16	10	4	0	1	201
0210	2	1	8	3	4	2	2	15	19	8	11	22	26	15	32	13	19	20	20	26	20	22	10	8	5	1	334
0211	3	3	1	7	2	4	2	11	20	10	7	21	18	14	21	27	17	24	23	32	30	18	6	5	4	0	330
0212	1	0	1	1	0	0	1	3	5	3	1	12	4	8	10	7	4	15	15	11	18	8	11	5	2	1	147
0213	2	2	2	2	0	0	1	4	14	2	4	6	16	8	6	11	5	9	7	8	7	12	10	4	1	0	143
0214	2	2	1	4	2	1	2	9	18	8	3	20	20	13	12	17	10	9	14	19	19	14	12	11	10	4	256
0215	8	3	4	4	6	5	6	7	34	16	20	32	28	40	33	23	47	32	52	35	33	22	14	8	6	2	520
0216	3	3	8	2	2	3	1	8	9	8	8	24	14	15	10	9	17	34	33	35	14	13	6	1	0	0	280
0217	5	5	2	6	8	7	4	15	17	10	5	23	15	24	21	17	12	13	11	11	10	10	7	4	0	2	264
0218	1	0	2	2	2	0	2	6	14	16	14	15	19	11	18	17	21	26	44	30	25	12	10	2	3	1	313
0219	4	3	4	6	1	2	5	14	38	15	15	26	32	27	43	25	35	35	34	22	21	10	8	2	3	0	430
0220	5	5	4	4	4	8	5	18	28	25	18	23	22	33	28	39	45	46	41	34	14	14	9	6	0	1	479
0221	9	7	10	9	11	11	4	18	26	11	9	33	49	62	56	36	30	34	24	17	14	10	3	2	1	1	497
0301	1	4	3	4	1	1	2	9	17	8	8	17	18	15	10	16	17	14	26	12	14	9	6	6	8	3	249
0302	1	0	0	1	5	1	1	4	6	1	2	3	12	11	9	2	11	11	11	12	5	6	3	7	2	2	129
0303	0	3	2	7	2	2	1	7	14	8	4	14	21	18	14	9	10	11	16	9	5	3	6	3	1	1	191
0304	0	0	3	2	3	2	2	10	13	14	10	7	18	16	19	13	11	14	16	20	9	7	4	4	2	1	220

Area Tabulation Report - Female as of April 1, 2019

Age Categories

Area	00-01	1	2	3	4	5	6	7-9	10-14	15-17	18-19	20-24	25-29	30-34	35-39	40-44	45-49	50-54	55-59	60-64	65-69	70-74	75-79	80-84	85-89	90+	Area Total
0305	6	7	6	9	6	10	3	21	36	19	14	27	30	39	41	26	24	15	10	10	8	6	4	3	1	0	381
0306	0	2	3	2	0	3	2	6	12	6	1	5	7	13	7	10	10	16	9	9	17	5	9	10	4	4	172
0307	4	0	0	0	2	1	1	7	10	6	3	8	11	14	14	6	8	7	11	10	6	6	8	8	6	3	160
0308	3	2	3	2	1	1	1	9	13	10	8	10	12	22	21	10	10	13	13	19	8	8	5	4	0	0	208
0309	2	1	3	1	1	0	2	7	10	1	5	18	18	14	12	12	11	12	11	12	6	11	6	2	3	2	183
0310	0	1	0	1	0	1	3	4	7	4	4	5	7	6	5	5	5	6	13	8	15	12	7	8	5	0	132
0311	3	0	3	1	3	0	2	10	9	3	5	12	10	12	13	13	8	12	13	8	10	13	5	3	2	1	174
0312	0	0	0	0	1	1	0	3	6	0	1	12	4	9	3	8	5	6	9	8	4	3	2	0	0	0	85
0313	4	4	4	2	3	2	2	7	8	6	6	14	15	17	18	13	7	10	14	19	8	10	3	3	4	0	203
0314	2	2	6	1	5	1	3	5	5	5	5	17	22	11	18	13	10	7	10	15	6	7	4	1	4	0	185
0315	0	3	5	4	2	5	3	7	12	11	4	18	27	28	28	17	13	10	15	15	5	8	6	2	3	1	252
0316	2	0	0	2	5	4	1	4	10	5	6	19	21	13	7	14	11	6	8	9	5	5	5	1	2	0	165
0401	0	0	1	0	2	1	0	0	3	2	2	13	13	11	5	5	8	10	4	6	5	1	0	0	0	0	92
0402	0	0	0	0	0	0	0	0	1	1	0	5	5	7	3	4	3	10	19	40	36	36	33	42	53	51	349
0403	0	1	0	1	0	2	2	2	3	8	2	23	18	15	16	22	9	15	14	22	31	31	22	12	21	28	320
0404	3	1	1	2	0	0	3	7	8	3	2	8	15	17	6	7	14	4	10	11	14	3	3	1	0	0	143
0405	1	5	0	4	2	0	0	4	16	6	5	18	18	16	12	17	16	8	11	10	7	4	3	5	0	0	188
0406	1	2	4	2	1	0	0	9	3	6	2	12	13	12	13	20	9	12	10	18	13	6	2	1	2	2	175
0407	1	0	3	1	1	0	0	1	5	3	2	16	12	15	4	5	5	7	8	11	9	18	14	18	12	10	181
0408	2	7	1	4	4	3	0	3	8	6	5	26	29	20	17	13	13	11	15	7	2	6	4	0	0	1	207
0409	2	0	0	2	2	1	3	7	5	1	4	15	19	22	19	7	10	11	10	10	12	9	4	6	1	1	183
0410	3	3	1	3	1	2	3	4	7	2	3	16	19	18	11	6	8	15	11	15	10	11	1	3	2	1	179
0411	0	1	5	0	0	1	1	1	7	2	8	16	15	15	7	10	7	8	6	6	6	5	3	0	1	2	133
0412	0	2	6	0	2	0	4	5	6	3	7	16	16	28	12	5	7	5	7	7	7	6	2	1	2	0	156
0413	0	4	0	4	0	3	1	4	0	1	0	9	12	7	9	6	1	9	6	6	4	2	2	4	0	1	95
0414	2	0	1	1	0	1	1	5	4	0	3	12	17	13	14	8	13	5	14	11	4	7	3	1	2	0	142
0415	3	2	2	3	2	4	6	5	13	7	8	26	24	24	23	12	22	13	15	15	9	4	5	0	2	0	249
0416	0	0	0	2	3	4	4	3	7	1	2	16	21	16	18	6	9	7	9	11	8	8	6	0	1	6	168
0417	0	0	1	2	2	1	0	1	2	1	13	32	15	17	4	7	5	7	6	10	5	3	1	0	2	0	137
0418	0	0	0	1	0	0	0	0	0	1	0	0	0	0	0	1	1	0	8	19	40	54	82	92	54	50	403
0501	1	2	0	0	0	0	1	4	6	2	6	19	5	6	5	8	8	6	9	10	7	3	4	0	1	1	114
0502	3	2	1	4	4	2	1	4	7	3	4	11	16	20	9	12	7	16	18	18	4	15	3	3	2	2	191
0503	5	4	7	2	8	6	7	18	33	19	9	34	29	36	29	28	35	28	29	40	25	35	11	10	4	2	493
0504	0	3	2	2	2	0	1	4	5	1	5	20	15	7	12	12	10	6	7	7	13	1	4	0	2	1	142
0505	0	2	4	1	0	1	3	2	7	4	2	11	8	10	3	5	5	10	4	11	8	6	2	1	0	1	111
0506	0	3	1	4	0	3	2	3	13	6	7	20	13	13	13	15	13	17	13	25	3	11	5	4	2	5	214
0507	0	2	1	1	2	4	2	2	4	1	3	11	10	7	10	7	7	4	8	2	7	6	5	3	2	0	111
0508	0	1	2	2	1	2	2	4	14	1	6	17	22	13	12	15	8	16	19	25	12	14	7	6	5	0	226
0509	1	1	0	0	0	1	1	3	4	3	3	9	11	7	10	5	6	8	15	11	15	7	4	4	4	0	133
0510	3	1	1	0	2	2	2	3	9	2	4	13	11	11	12	4	4	13	14	12	9	6	3	3	2	1	147
0511	0	0	3	3	2	0	4	3	4	2	4	13	14	17	10	8	8	7	15	5	5	4	6	1	3	1	142
0512	0	0	1	0	2	1	3	3	6	3	1	14	15	13	14	11	5	5	22	18	17	6	5	5	4	3	177
0513	0	1	0	2	0	0	0	3	3	0	1	9	5	4	7	1	4	7	10	11	15	19	24	32	47	70	275
0514	1	0	2	1	0	0	1	3	2	0	1	6	12	11	1	2	3	3	4	3	3	7	3	4	2	3	78

Area Tabulation Report - Female as of April 1, 2019

Age Categories

Area	00-01	1	2	3	4	5	6	7-9	10-14	15-17	18-19	20-24	25-29	30-34	35-39	40-44	45-49	50-54	55-59	60-64	65-69	70-74	75-79	80-84	85-89	90+	Area Total
0515	1	3	0	1	3	2	3	4	5	1	5	10	15	10	15	7	11	15	15	15	13	8	7	7	1	1	178
0601	0	0	0	0	0	0	0	0	0	0	121	95	8	2	0	0	0	0	0	0	0	0	0	0	0	0	226
0602	4	2	2	7	6	4	5	23	25	12	10	19	15	13	22	24	23	22	34	47	45	23	23	13	10	3	436
0603	1	1	0	1	0	1	0	2	3	5	8	7	8	4	1	4	6	9	23	43	63	70	79	40	19	9	407
0604	0	0	0	1	0	1	2	5	13	13	8	9	1	2	3	10	18	13	19	8	10	5	4	2	0	0	147
0605	0	1	1	0	2	1	0	3	2	1	1	10	8	4	4	6	7	5	12	9	9	10	5	2	1	1	105
0606	1	0	1	2	2	1	0	1	6	3	2	20	9	7	8	5	8	8	12	10	11	9	6	5	6	11	154
0607	4	0	0	1	2	1	2	3	10	5	3	34	14	19	9	10	8	11	6	10	8	7	3	6	2	1	179
0608	1	1	0	0	2	1	2	3	3	6	5	11	9	14	7	7	5	7	11	8	9	7	3	2	1	2	127
0609	0	1	1	2	0	1	1	2	2	7	0	7	4	7	8	8	3	5	6	4	10	5	5	1	0	0	90
0610	3	4	4	0	1	0	3	5	9	8	3	18	22	8	12	11	9	9	10	16	8	10	4	2	2	3	184
0611	1	1	0	2	0	2	4	1	3	2	3	17	8	13	9	8	6	6	13	6	12	12	6	2	6	1	144
0612	0	0	2	1	3	0	1	4	2	2	12	14	5	5	10	5	8	9	6	3	3	3	3	6	1	0	113
0613	1	2	1	0	4	1	4	4	11	10	5	20	8	15	10	7	12	10	15	8	12	9	3	2	3	1	178
0614	1	0	4	4	4	2	4	2	5	3	0	12	17	23	8	10	8	14	6	9	9	10	8	1	3	3	170
0615	2	2	3	0	1	1	4	9	4	3	4	12	16	13	13	7	12	16	14	15	21	13	5	4	2	3	199
0616	1	4	2	0	1	1	2	7	8	1	0	11	16	11	13	7	2	5	15	9	11	9	6	8	2	2	154
0617	2	2	6	3	5	0	2	5	7	8	4	15	19	16	10	12	8	6	13	14	11	8	2	5	4	2	189
0618	1	1	3	0	0	1	1	1	4	4	2	6	3	8	8	6	4	1	11	6	3	5	5	4	2	1	90
0619	1	1	1	3	2	1	2	5	14	4	2	11	6	6	7	13	6	15	7	6	9	7	9	8	4	3	153
0620	1	1	3	1	5	3	0	3	12	2	7	10	10	9	7	3	8	4	8	10	9	6	8	12	6	3	151
0621	1	5	2	2	0	0	2	7	10	8	7	33	12	20	15	12	13	20	15	17	16	8	11	11	7	2	256
0622	0	3	2	2	2	1	2	8	14	5	7	10	9	6	10	9	8	10	6	11	5	14	9	7	5	0	165
0623	1	1	0	0	0	1	1	2	3	3	2	1	0	2	5	1	3	7	4	12	6	7	4	4	2	1	73
0701	1	0	0	2	1	0	1	3	2	1	0	5	6	7	0	6	2	1	3	3	1	1	1	1	1	0	51
0702	1	0	1	1	0	4	0	4	6	3	3	12	16	9	4	6	6	6	12	14	7	7	10	1	2	1	136
0703	2	4	4	2	3	0	0	1	7	8	2	16	15	6	12	8	10	7	10	11	4	7	5	4	2	1	151
0704	1	0	1	0	0	0	1	2	6	3	1	5	8	3	7	5	5	11	9	10	4	9	5	5	4	1	106
0705	4	2	2	1	1	3	4	8	17	9	8	22	19	28	13	12	16	20	23	33	23	23	20	9	7	1	328
0706	1	1	2	2	2	3	4	5	9	6	6	15	5	13	7	13	8	13	13	8	11	5	5	3	1	0	161
0707	1	3	0	3	5	5	3	14	15	12	9	20	15	16	14	14	9	12	16	11	14	9	9	4	3	3	239
0708	2	4	0	4	4	3	4	9	11	4	5	8	14	14	19	16	20	21	20	30	31	20	13	13	5	3	297
0709	1	1	1	1	1	0	0	2	4	1	2	9	14	7	5	7	1	3	5	13	3	3	0	6	0	0	90
0710	1	1	1	4	1	0	1	5	16	7	8	14	12	16	8	12	13	15	13	14	12	17	17	9	5	0	222
0711	2	2	2	3	3	5	4	10	19	18	12	40	19	20	14	19	16	15	27	19	18	28	13	12	8	2	350
0712	0	0	1	2	1	0	0	2	0	0	2	22	7	8	5	5	4	12	22	24	46	48	26	33	21	6	297
0713	3	2	2	6	1	1	6	11	8	4	4	22	20	32	15	17	10	22	11	25	27	18	21	7	14	7	316
0714	3	1	1	3	4	3	2	7	11	9	6	33	20	23	10	9	10	17	23	21	21	33	17	16	8	4	315
0715	3	1	2	0	1	4	2	11	8	4	5	24	11	12	16	8	6	8	8	7	3	2	4	0	1	0	151
0716	3	2	3	1	1	3	5	9	12	5	3	10	14	19	15	12	7	15	13	14	16	9	8	4	0	0	207
0717	2	2	3	0	4	0	2	4	12	1	3	16	7	14	3	10	6	11	18	25	9	13	11	4	3	5	188
0718	0	3	4	2	4	3	2	7	10	14	7	13	9	11	16	9	18	28	35	33	51	42	44	38	17	6	426
0719	2	2	5	5	5	4	5	8	31	18	7	20	21	15	33	30	26	32	32	33	38	38	33	43	45	53	584
0720	1	5	3	5	6	9	7	18	44	16	12	16	14	25	48	34	21	27	36	32	29	27	18	14	4	2	473

Area Tabulation Report - Female as of April 1, 2019

Age Categories

Area	00-01	1	2	3	4	5	6	7-9	10-14	15-17	18-19	20-24	25-29	30-34	35-39	40-44	45-49	50-54	55-59	60-64	65-69	70-74	75-79	80-84	85-89	90+	Area Total
0721	4	3	5	10	9	4	8	27	44	21	10	15	18	19	41	39	35	32	30	19	18	22	5	4	2	1	445
0722	1	0	1	0	3	2	1	7	9	4	3	0	0	0	8	11	10	4	4	2	0	4	0	0	0	0	74
0723	2	1	1	0	1	1	2	4	9	4	8	24	15	11	11	11	7	11	19	22	24	30	26	28	29	49	350
0801	3	2	7	3	3	8	6	14	28	17	13	24	22	24	23	24	29	26	44	29	31	14	8	13	3	3	421
0802	9	9	5	3	7	5	5	21	23	10	14	55	32	24	20	12	7	10	16	17	13	12	3	0	0	0	332
0803	3	1	2	0	0	1	1	1	2	0	1	9	9	7	3	2	4	5	8	5	8	4	0	2	0	0	78
0804	5	2	2	3	8	1	3	5	21	7	11	43	17	16	18	12	14	13	18	21	17	7	3	1	1	0	269
0805	3	0	2	2	3	3	2	4	11	6	6	22	12	8	11	12	6	11	12	14	15	12	6	6	3	1	193
0806	6	10	6	9	10	2	4	23	51	31	22	55	32	33	49	34	52	38	28	24	18	8	7	2	1	0	555
0807	1	4	7	4	4	2	1	7	16	6	5	15	11	19	19	11	11	12	10	13	7	6	2	0	2	0	195
0808	3	6	4	10	2	6	6	23	38	16	24	77	46	44	30	31	32	27	30	27	10	12	11	2	2	1	520
0809	2	4	5	5	5	8	5	13	21	16	22	56	42	39	33	22	27	24	26	28	19	10	8	3	1	2	446
0810	7	6	4	10	1	3	8	14	34	13	14	82	56	28	26	37	21	25	16	12	13	11	5	2	1	0	449
0811	0	0	3	2	0	1	1	0	1	3	9	38	36	13	7	3	3	4	5	6	12	11	14	42	64	57	335
0812	5	6	4	6	7	9	6	17	37	19	38	108	63	53	33	35	25	21	13	20	9	7	5	1	1	0	548
0813	6	8	7	7	10	9	8	19	45	15	26	91	53	50	51	34	28	28	32	18	16	7	6	0	0	0	574
0814	3	5	6	8	6	6	2	13	21	10	6	50	44	21	29	21	23	17	10	11	9	3	2	0	0	0	326
0815	16	7	7	9	8	7	1	9	9	3	5	33	60	34	21	12	10	13	4	3	5	1	0	1	0	0	278
0816	6	2	6	10	3	6	6	16	29	11	13	66	41	31	39	28	20	12	12	6	6	3	2	1	0	0	375
0817	4	4	5	5	2	1	5	8	14	10	8	43	48	27	22	18	15	12	7	5	5	1	1	0	0	0	292
0818	5	4	1	3	2	0	2	4	4	6	15	62	40	29	13	6	7	9	12	9	15	7	6	5	2	0	268
0819	8	0	5	8	3	6	3	6	9	6	3	27	31	36	16	12	5	5	7	7	5	0	0	0	0	0	206
0901	0	0	0	0	0	0	0	0	0	2	363	194	5	0	0	0	0	0	0	0	0	0	0	0	0	0	564
0902	3	1	5	7	5	4	6	15	19	12	27	52	34	24	27	11	8	24	16	24	10	12	6	2	2	0	356
0903	2	4	10	4	13	4	8	20	33	16	15	65	40	42	30	27	26	20	30	21	10	15	7	5	1	0	468
0904	5	1	1	3	3	2	3	10	14	13	6	27	19	19	14	19	15	17	9	10	6	5	2	0	0	0	223
0905	1	5	1	3	1	3	5	5	15	7	6	13	8	11	8	22	14	24	36	36	37	19	7	7	2	1	297
0906	5	1	3	6	5	1	7	14	23	20	14	18	9	12	13	29	31	40	44	36	38	28	19	14	5	0	435
0907	0	4	2	2	5	3	3	9	22	12	9	30	22	15	21	22	27	25	21	18	24	24	10	4	0	0	334
0908	1	2	1	2	7	3	7	16	20	21	6	21	14	14	23	20	23	20	39	49	41	31	13	7	3	0	404
0909	4	1	2	3	2	2	2	11	12	7	21	82	33	20	16	16	16	10	20	9	6	8	4	0	0	1	308
0910	6	5	4	7	7	9	6	19	35	19	15	24	21	38	39	26	31	23	22	28	21	11	11	2	1	0	430
0911	1	3	3	1	2	2	4	9	23	19	13	28	10	12	16	25	27	33	36	25	15	9	8	7	1	1	333
0912	0	4	1	3	3	6	5	19	33	26	14	18	5	13	28	40	34	35	36	31	31	24	6	4	1	0	420
0913	0	0	0	1	0	0	1	4	4	2	13	9	4	5	6	2	14	14	14	24	26	17	17	8	3	0	174
0914	1	4	1	2	0	1	2	9	22	14	14	22	10	9	12	10	30	26	20	12	12	11	3	5	0	0	252
0915	4	3	9	7	1	1	4	16	21	13	16	68	34	38	27	13	12	8	10	9	2	6	1	0	0	1	324
0916	3	4	6	6	8	12	11	35	68	40	19	30	19	25	62	63	58	34	23	24	20	10	3	2	3	0	588
0917	4	1	3	5	2	6	3	18	20	13	8	33	24	14	27	18	22	17	12	13	8	8	6	4	1	0	290
0918	6	2	3	6	8	5	12	14	39	21	9	32	26	21	28	39	30	24	7	17	13	4	4	2	2	0	374
0919	1	2	5	5	5	7	3	16	27	23	9	7	4	13	35	28	21	20	13	14	6	3	3	1	0	0	271
0920	7	3	5	4	6	0	9	12	11	6	9	66	52	39	26	17	10	9	3	6	2	2	5	0	0	0	309
1001	3	2	6	4	2	4	4	5	11	8	32	112	30	15	17	11	10	18	20	20	14	14	17	10	5	1	395
1002	4	0	1	1	4	4	5	11	10	4	13	46	24	16	16	12	5	10	10	28	20	8	6	5	0	0	263

Area Tabulation Report - Female as of April 1, 2019

Age Categories

Area	00-01	1	2	3	4	5	6	7-9	10-14	15-17	18-19	20-24	25-29	30-34	35-39	40-44	45-49	50-54	55-59	60-64	65-69	70-74	75-79	80-84	85-89	90+	Area Total
1003	3	3	3	4	6	8	5	12	27	8	17	47	30	26	18	12	15	7	16	18	18	5	6	4	0	0	318
1004	6	2	5	6	5	2	7	8	20	6	8	39	34	28	25	8	9	11	17	31	17	13	4	1	0	1	313
1005	3	2	3	0	3	2	2	10	8	14	20	90	43	22	21	19	12	18	13	30	16	15	4	1	4	2	377
1006	1	0	3	2	4	1	2	4	16	6	12	94	33	17	19	12	5	5	10	17	21	11	5	1	4	0	305
1007	2	3	1	3	5	1	0	6	8	4	15	69	16	10	9	8	10	4	7	8	5	6	2	1	1	0	204
1008	5	1	2	6	6	4	5	11	15	10	29	78	26	24	16	17	14	15	14	15	11	12	6	2	0	0	344
1009	1	1	2	9	2	4	3	2	11	4	3	18	9	9	13	13	5	3	5	8	13	5	1	3	2	0	149
1010	0	4	1	3	3	2	1	9	10	6	7	27	11	12	11	11	7	11	9	10	10	10	5	1	1	0	182
1011	7	5	2	4	4	4	3	4	14	7	10	51	35	22	10	15	14	11	12	15	9	12	5	15	12	18	320
1012	4	4	7	5	6	5	4	15	18	14	15	59	45	29	21	19	18	16	12	16	10	12	2	0	0	1	357
1013	5	3	3	1	1	5	4	8	9	8	24	132	46	27	7	9	9	6	13	14	10	14	5	1	3	1	368
1014	2	2	2	1	2	0	2	5	3	2	26	98	26	23	8	8	10	4	8	3	5	3	2	2	1	0	248
1015	6	10	11	1	11	6	9	15	10	10	8	35	35	50	28	14	12	12	5	3	4	2	2	1	0	0	300
1016	1	3	4	2	3	4	2	9	14	4	17	60	41	21	17	12	8	14	7	2	4	4	1	0	0	0	254
1017	10	6	16	9	7	8	7	16	8	4	9	38	45	44	33	15	13	5	5	3	0	1	0	0	0	1	303
1018	5	4	4	5	3	4	3	13	10	4	12	30	18	26	26	10	13	7	5	2	3	2	0	1	0	0	210
1019	2	4	6	5	7	6	8	18	18	11	16	53	42	31	35	23	15	13	8	2	4	1	1	2	0	0	331
1020	2	10	4	15	11	13	12	16	29	15	20	51	28	45	38	36	22	19	10	5	7	5	1	1	0	1	416
1021	5	3	6	6	7	5	4	17	20	5	12	16	14	26	41	18	17	11	5	8	3	1	0	1	0	0	251
1022	10	10	11	12	6	2	10	33	25	21	5	4	13	40	53	46	26	17	7	6	6	4	0	0	0	0	367
1023	2	5	3	4	7	4	5	8	7	8	7	76	52	50	17	13	10	6	4	1	5	2	2	0	1	0	299
2002	1	0	0	0	0	0	0	1	0	1	0	1	4	1	0	0	0	0	1	0	0	0	0	0	0	0	10
2006	0	2	0	0	0	0	0	0	1	1	0	2	0	0	1	1	1	1	1	2	0	0	1	0	0	0	14
2007	5	2	5	7	10	4	9	19	39	14	3	14	10	27	33	33	16	12	16	13	13	8	3	3	0	1	319
2008	0	0	0	0	0	0	0	0	1	0	0	1	0	0	0	0	1	0	0	0	1	1	1	1	0	0	7
2010	0	0	1	0	0	0	0	0	1	2	0	3	0	3	0	1	6	5	4	4	2	2	1	0	0	0	35
Total	494	485	577	640	595	555	604	1664	2735	1507	2016	5323	3832	3638	3377	2857	2634	2700	3005	3019	2616	2192	1553	1197	899	705	51419

* Numbers may not balance due to individuals not identifying their sex

Area Tabulation Report - Male as of April 1, 2019

Age Categories

Area	00-01	1	2	3	4	5	6	7-9	10-14	15-17	18-19	20-24	25-29	30-34	35-39	40-44	45-49	50-54	55-59	60-64	65-69	70-74	75-79	80-84	85-89	90+	Area Total
0101	5	8	6	6	5	6	11	17	29	10	10	29	50	66	39	30	28	21	22	17	15	11	4	0	1	1	447
0102	2	0	3	7	4	5	2	8	11	5	3	22	21	14	20	23	23	22	21	18	18	21	17	10	6	0	306
0103	2	2	5	6	1	3	1	5	17	7	8	18	27	32	28	18	19	18	27	21	15	3	7	3	1	301	
0104	2	3	2	6	4	5	1	3	11	4	4	8	13	22	11	15	12	9	21	11	8	8	1	3	1	0	188
0105	4	2	5	6	4	6	6	8	20	11	5	17	29	27	20	14	20	22	19	23	9	12	8	3	2	1	303
0106	1	1	3	2	2	5	6	7	17	3	2	18	28	24	24	18	13	15	14	19	10	4	6	3	4	1	250
0107	1	1	2	2	1	5	2	4	5	10	2	6	12	10	14	18	17	7	14	14	11	4	2	1	0	0	165
0108	2	1	1	0	0	1	1	2	2	7	0	4	7	2	6	7	2	5	5	6	3	3	6	2	1	0	76
0109	2	0	0	2	1	2	1	6	8	5	1	16	16	15	24	12	15	11	16	16	7	4	2	0	2	0	184
0110	3	1	3	3	2	3	3	8	11	7	8	22	33	47	20	26	16	18	23	19	15	9	9	13	15	6	343
0111	0	0	2	1	0	0	2	3	6	0	1	7	8	7	7	6	4	2	5	7	4	4	2	3	1	2	84
0112	0	3	1	1	2	1	4	3	13	3	7	11	15	24	11	15	14	22	34	36	20	26	21	10	3	2	302
0113	3	3	3	3	4	3	5	13	18	6	4	13	26	17	24	17	17	16	26	16	11	11	6	3	3	0	271
0114	1	5	6	7	2	11	5	22	27	7	12	21	18	20	15	15	15	17	22	24	11	8	5	3	4	0	303
0115	6	10	6	10	5	5	10	26	29	12	5	20	33	30	44	39	27	21	20	13	5	3	6	3	0	0	388
0116	6	5	6	6	5	4	9	22	24	11	12	16	17	20	44	25	22	20	11	19	18	15	6	9	12	13	377
0117	4	3	6	6	6	1	10	19	26	12	10	18	22	30	44	32	24	15	13	13	6	1	3	2	1	0	327
0118	6	1	7	6	3	3	2	5	7	2	0	3	10	16	15	6	7	3	4	6	4	4	1	0	0	0	117
0119	3	4	5	4	2	6	9	15	10	5	5	12	19	27	25	14	21	8	10	7	4	4	1	0	0	0	220
0201	6	1	3	1	4	2	2	7	18	8	3	17	21	21	29	29	15	21	25	23	24	11	10	6	4	7	318
0202	0	0	0	0	0	0	0	0	0	0	0	0	0	0	0	1	1	1	4	4	6	10	7	17	18	19	85
0203	0	1	1	2	2	1	1	4	4	3	5	5	6	10	9	3	8	6	12	8	6	7	7	2	3	0	116
0204	2	1	4	2	3	6	1	8	19	6	5	19	17	22	16	10	5	7	15	12	16	14	2	3	0	0	215
0205	2	1	2	1	1	0	1	3	16	5	4	10	11	10	14	8	12	15	13	9	7	10	10	6	7	0	178
0206	3	1	2	1	1	2	6	6	13	6	10	12	12	13	13	13	20	12	22	11	6	12	3	7	3	0	210
0207	4	0	4	3	2	6	3	12	17	9	6	22	20	22	23	17	9	18	17	23	19	15	9	4	3	0	287
0208	1	0	0	1	2	0	3	4	9	7	0	9	13	9	10	10	8	12	10	8	15	8	9	3	1	0	151
0209	2	1	3	1	2	3	4	7	12	4	3	17	7	15	17	6	11	13	11	9	11	10	12	2	2	0	185
0210	4	2	1	0	2	0	3	8	29	8	7	29	32	10	26	16	24	18	16	17	20	21	7	7	5	0	312
0211	0	4	6	2	3	2	2	13	16	12	7	40	29	24	18	12	23	25	20	22	28	20	10	4	4	0	346
0212	1	1	2	0	2	2	2	4	6	5	4	12	10	10	10	5	9	10	16	13	18	7	6	2	4	1	162
0213	3	1	1	1	5	0	2	6	8	12	1	8	14	15	12	12	11	13	10	5	10	12	8	9	3	0	182
0214	3	2	6	1	2	3	5	9	10	9	9	14	21	24	7	17	8	13	21	13	10	11	9	14	6	3	250
0215	4	6	7	9	8	5	5	17	40	24	10	47	32	34	28	26	32	33	39	44	22	18	18	5	8	2	523
0216	2	3	1	1	5	1	6	9	12	6	11	26	21	16	12	14	10	27	38	36	17	15	12	7	0	0	308
0217	4	1	5	2	3	2	3	20	14	13	10	25	14	19	12	20	9	12	18	9	8	7	3	3	1	0	237
0218	4	2	3	2	2	5	5	9	12	13	9	24	20	28	22	16	18	24	37	30	25	16	6	1	2	1	336
0219	5	3	7	3	6	6	5	13	28	15	15	20	32	29	35	30	29	22	35	28	14	6	5	1	3	0	395
0220	1	4	4	7	5	3	6	22	41	20	14	50	17	24	31	35	41	45	42	37	20	15	9	7	2	0	502
0221	12	10	10	7	12	9	12	17	31	17	12	28	46	69	46	36	28	26	20	13	6	11	3	0	1	1	483
0301	2	3	0	0	3	2	1	7	12	12	4	15	15	11	20	18	13	22	15	10	6	8	4	4	1	1	223
0302	0	2	1	1	2	1	5	9	8	6	4	7	3	17	11	11	6	9	10	14	10	8	2	4	2	1	154
0303	2	3	1	0	1	2	2	6	19	9	5	12	18	21	16	18	9	11	16	10	11	3	5	1	1	0	202
0304	0	2	0	4	2	3	5	8	21	12	3	13	17	22	18	17	13	18	12	19	5	5	4	4	4	1	232
0305	5	5	10	9	4	7	13	24	34	26	10	27	19	29	41	17	20	14	13	8	6	4	1	1	3	2	352

Area Tabulation Report - Male as of April 1, 2019

Area	00-01	1	2	3	4	5	6	7-9	10-14	15-17	18-19	20-24	25-29	30-34	35-39	40-44	45-49	50-54	55-59	60-64	65-69	70-74	75-79	80-84	85-89	90+	Area Total	
0306	0	2	2	2	0	1	1	5	12	8	3	12	7	7	8	10	11	16	12	7	13	5	3	8	2	2	159	
0307	0	3	1	0	3	4	2	5	12	4	1	14	11	13	23	11	12	8	6	16	6	4	6	4	3	2	174	
0308	5	0	3	3	3	4	6	13	15	5	8	21	16	13	16	17	12	14	15	12	8	5	4	1	0	0	219	
0309	1	1	3	3	3	2	6	6	11	3	9	18	16	17	17	17	14	18	13	10	5	5	2	2	0	0	219	
0310	4	0	0	0	2	2	2	2	3	4	2	7	6	10	6	4	7	11	10	7	9	8	3	5	2	1	117	
0311	0	3	2	5	3	5	3	3	11	8	6	9	12	15	11	13	7	9	15	9	5	10	5	5	1	0	175	
0312	0	1	2	0	0	1	0	3	1	2	1	10	6	17	4	8	5	7	8	7	4	3	1	0	0	0	91	
0313	1	2	4	8	3	5	1	9	16	2	4	18	21	8	23	15	12	14	16	10	16	9	2	2	5	1	227	
0314	1	4	0	2	2	0	1	2	9	3	5	20	29	21	16	16	16	9	17	7	9	8	5	1	2	0	205	
0315	2	1	2	1	0	4	6	15	10	8	6	21	24	26	28	29	18	13	28	14	11	8	1	3	0	1	280	
0316	6	4	1	2	2	0	1	9	4	6	4	16	33	19	9	16	19	10	9	13	9	6	3	1	0	0	202	
0401	0	0	1	0	0	0	0	0	0	4	1	8	19	24	19	16	19	20	18	24	16	9	4	0	0	0	202	
0402	0	0	1	0	0	0	0	0	0	0	1	3	9	11	8	4	9	12	19	42	32	25	14	19	16	10	235	
0403	1	1	1	1	1	1	0	1	4	2	6	19	32	27	11	17	17	17	16	24	30	26	20	6	15	3	299	
0404	1	0	5	0	3	3	2	4	5	9	0	8	13	9	11	13	13	5	13	14	11	5	2	4	2	0	155	
0405	3	1	8	0	0	3	6	7	15	6	3	27	16	15	11	18	9	15	14	8	6	6	0	3	1	0	201	
0406	1	0	1	2	6	2	0	4	7	4	1	12	13	17	12	18	13	10	6	5	12	4	2	1	1	1	155	
0407	0	2	0	0	1	3	3	2	3	1	1	4	15	14	11	9	6	8	5	6	7	12	6	10	4	4	137	
0408	1	2	0	4	2	3	0	6	14	7	5	36	34	13	17	9	16	7	12	15	6	10	2	1	0	0	222	
0409	1	1	0	4	2	3	1	4	6	5	2	7	20	22	22	11	5	9	8	15	8	2	4	5	0	0	167	
0410	4	2	1	4	1	2	2	4	2	2	1	9	15	12	17	11	5	9	9	8	14	4	3	2	2	0	145	
0411	3	2	3	0	3	3	6	2	4	1	6	23	15	10	12	10	7	8	9	6	6	3	4	0	2	0	148	
0412	1	2	1	4	1	2	2	7	10	2	2	15	13	19	11	9	8	3	4	9	7	3	1	1	2	0	139	
0413	0	3	1	1	1	1	0	5	5	0	2	9	12	12	12	6	5	6	4	4	7	3	3	1	1	2	106	
0414	2	2	2	2	3	0	0	1	12	6	5	24	12	13	16	8	6	14	8	9	6	5	1	4	0	0	161	
0415	3	3	2	3	2	4	2	12	10	7	2	22	19	22	21	13	14	10	15	12	10	3	3	0	2	1	217	
0416	0	2	6	0	3	1	1	2	6	3	2	15	13	26	13	11	10	4	13	10	11	5	2	0	2	1	162	
0417	3	1	1	2	0	1	2	2	3	3	9	40	26	24	8	5	3	5	9	5	4	3	3	0	0	0	162	
0418	0	0	0	0	0	0	0	0	0	1	0	0	0	0	0	0	0	3	6	6	17	41	45	50	41	24	234	
0501	2	0	3	0	1	0	1	5	7	7	3	12	8	3	10	9	11	8	7	11	10	3	2	2	0	0	125	
0502	3	2	6	4	2	2	1	6	9	4	5	13	24	19	13	9	10	14	10	13	14	7	4	0	4	2	200	
0503	1	6	7	6	5	7	5	17	25	24	10	30	32	36	36	15	22	23	34	34	27	24	15	9	4	0	454	
0504	3	2	1	1	2	0	1	5	8	2	2	9	13	14	11	8	5	6	9	6	13	5	2	2	1	1	132	
0505	2	1	1	0	1	2	1	0	2	4	3	9	6	8	7	6	6	14	5	8	8	6	3	1	0	1	105	
0506	1	1	1	2	1	3	2	4	4	9	3	20	13	18	17	14	12	10	17	21	10	7	9	5	4	0	208	
0507	4	1	0	3	3	1	1	2	2	0	1	10	12	13	6	8	5	8	9	10	4	3	6	4	0	0	116	
0508	3	2	2	3	3	4	1	7	12	10	8	22	14	16	14	23	10	14	17	22	19	12	5	5	3	1	252	
0509	2	0	3	3	0	2	1	4	8	5	5	9	12	9	7	7	2	13	12	16	17	7	5	4	2	0	155	
0510	2	1	2	3	1	0	1	1	6	1	3	8	8	15	20	3	11	15	9	11	11	4	9	4	2	2	153	
0511	3	0	2	2	0	2	1	5	7	2	5	15	9	15	8	4	6	10	10	12	6	2	3	2	1	0	132	
0512	1	0	1	1	1	2	3	6	13	2	5	14	26	18	16	7	11	14	12	17	6	1	5	6	1	2	191	
0513	0	1	0	0	1	1	1	1	1	0	0	1	8	2	8	1	4	10	16	14	12	14	13	24	22	27	182	
0514	1	1	0	0	1	1	0	0	0	3	1	3	5	13	5	5	3	1	2	4	2	4	1	1	3	2	62	
0515	3	3	2	2	1	2	1	7	3	3	5	16	14	9	11	8	11	11	17	12	9	8	6	4	2	0	170	
0601	0	0	0	0	0	0	0	0	0	0	123	128	12	4	1	0	3	0	0	0	0	0	0	0	0	0	0	271
0602	5	3	6	3	8	2	7	16	28	13	12	33	6	20	21	16	21	26	25	34	46	34	21	11	5	6	428	
0603	0	0	1	0	0	1	0	1	2	3	3	14	6	6	2	3	8	9	11	41	40	52	63	36	25	7	334	

Area Tabulation Report - Male as of April 1, 2019

Area	00-01	1	2	3	4	5	6	7-9	10-14	15-17	18-19	20-24	25-29	30-34	35-39	40-44	45-49	50-54	55-59	60-64	65-69	70-74	75-79	80-84	85-89	90+	Area Total
0604	0	1	0	1	0	0	2	4	8	6	2	10	1	2	2	8	16	16	19	11	7	8	5	3	1	0	133
0605	1	0	1	1	1	0	1	1	6	2	0	8	6	4	4	7	5	6	11	10	5	8	7	0	1	0	96
0606	0	2	2	1	2	0	0	2	5	1	2	17	12	7	11	5	6	13	10	6	12	5	4	7	5	3	140
0607	2	1	4	2	4	4	1	6	8	7	8	29	11	16	15	7	5	6	7	14	6	5	1	1	3	3	176
0608	0	0	3	3	0	0	0	3	6	4	2	8	14	8	11	9	6	10	8	12	10	2	4	2	0	0	125
0609	3	1	2	1	2	2	1	4	6	4	2	6	3	9	9	3	4	3	5	2	5	4	1	3	0	0	85
0610	1	1	1	2	2	4	0	8	4	1	7	19	21	21	14	13	7	11	9	9	12	6	7	7	0	1	188
0611	0	3	1	1	3	1	1	2	9	2	3	15	13	16	9	10	4	9	11	9	6	5	2	0	5	0	140
0612	1	0	0	0	2	3	1	1	8	4	4	11	11	10	9	4	7	9	9	7	5	3	2	3	0	3	117
0613	2	2	1	3	2	3	1	4	12	8	4	15	15	8	11	9	10	9	7	10	9	3	8	2	2	3	163
0614	5	0	2	1	3	2	2	7	8	3	1	22	14	15	17	10	6	10	8	11	8	7	5	2	0	3	172
0615	2	4	0	4	2	1	2	6	8	6	1	16	14	19	10	12	9	13	7	16	11	10	4	2	3	2	184
0616	1	5	5	2	1	2	3	4	9	4	4	18	16	11	8	6	5	8	10	9	11	7	5	3	3	0	160
0617	2	4	3	3	4	4	3	11	6	6	6	17	17	20	10	11	10	9	11	7	13	4	2	5	0	2	190
0618	0	0	0	1	1	0	0	1	1	3	0	12	6	5	2	5	2	7	7	5	3	4	3	5	1	1	75
0619	1	5	1	0	1	2	1	7	13	10	5	14	12	2	8	11	7	9	13	7	8	8	7	6	2	2	162
0620	0	2	4	2	0	2	1	4	6	4	1	15	15	9	13	4	5	5	5	13	6	7	5	10	6	0	144
0621	3	4	3	5	4	3	3	10	14	6	17	26	20	14	21	19	12	12	19	14	10	13	11	6	9	0	278
0622	2	0	0	1	1	1	1	10	18	6	10	30	13	4	13	14	7	10	4	14	5	7	6	4	5	2	188
0623	0	0	0	1	1	0	0	4	2	1	2	0	1	4	5	1	2	4	3	8	10	6	4	4	1	1	65
0701	0	1	0	0	0	0	1	1	3	1	0	7	5	4	5	4	4	5	1	6	2	0	0	2	2	2	56
0702	0	2	2	2	3	1	1	2	2	1	4	10	14	10	4	11	8	8	7	10	7	10	7	4	3	0	133
0703	1	0	2	2	2	1	2	3	6	1	7	11	18	10	8	7	7	10	9	6	6	7	6	2	3	1	138
0704	0	4	1	1	1	1	0	6	5	3	4	5	8	6	5	3	5	8	10	8	8	7	6	4	2	1	112
0705	4	5	5	2	3	4	4	14	19	5	8	19	17	20	24	7	18	15	19	33	15	17	15	14	7	2	315
0706	1	0	1	1	3	0	2	5	6	5	7	15	12	11	10	11	11	12	8	9	7	9	3	2	3	0	154
0707	2	1	6	4	2	2	3	10	13	5	6	18	21	13	12	21	10	9	12	17	11	6	5	4	6	2	221
0708	2	2	5	6	3	3	4	7	15	6	6	16	21	17	18	15	18	14	19	27	18	24	10	12	4	0	292
0709	2	1	1	1	0	0	1	3	4	1	0	9	9	10	6	6	1	0	9	6	7	2	1	1	2	0	83
0710	1	4	2	3	4	3	2	5	10	6	5	19	14	17	11	8	10	15	15	11	13	11	12	10	5	5	221
0711	6	2	1	4	1	2	3	13	16	12	9	47	20	22	12	17	13	15	16	19	17	19	22	9	7	3	327
0712	2	1	0	1	0	2	1	1	0	1	1	12	12	4	7	7	11	5	11	10	29	22	28	12	10	4	194
0713	1	4	4	4	5	2	5	12	9	1	4	39	37	33	19	18	19	17	21	26	21	18	9	1	3	4	336
0714	9	1	2	1	1	1	2	8	8	4	5	30	21	32	21	6	9	8	16	18	27	13	12	9	7	1	272
0715	1	0	5	3	0	1	0	5	9	6	5	23	14	12	9	11	10	4	3	3	3	2	1	0	0	0	130
0716	1	8	1	6	2	2	3	8	20	9	4	11	8	19	13	2	6	11	13	11	17	9	8	3	2	1	198
0717	1	0	0	1	1	2	0	3	9	8	6	17	13	14	9	8	13	9	17	24	13	12	4	1	0	1	186
0718	1	3	1	2	2	3	3	9	11	8	9	21	11	8	13	10	17	19	35	32	33	39	29	31	13	10	373
0719	1	3	8	3	8	9	4	17	25	17	12	18	17	15	21	32	19	33	25	34	35	19	34	27	24	19	479
0720	8	1	6	6	2	9	4	18	36	13	8	23	20	22	36	38	21	33	25	33	23	17	15	10	3	1	431
0721	5	4	5	3	6	5	6	23	44	23	11	28	16	16	35	42	34	33	31	24	20	13	12	5	3	0	447
0722	0	3	0	1	1	0	2	10	15	4	5	3	1	0	2	10	7	9	8	1	1	1	2	0	0	0	86
0723	1	0	1	1	1	0	3	4	5	5	6	22	14	12	8	12	4	5	11	10	12	19	16	16	18	11	217
0801	3	3	3	3	7	7	7	19	31	10	10	39	18	24	28	25	19	29	37	25	29	16	11	10	5	1	416
0802	6	4	8	3	5	3	5	17	25	18	16	63	36	21	19	15	13	11	18	12	9	6	5	0	0	0	338
0803	1	2	0	0	2	1	1	3	4	2	1	4	12	4	1	4	5	6	7	6	7	3	1	1	0	0	78
0804	3	3	2	5	3	4	4	5	10	8	8	40	27	15	14	11	10	10	13	17	20	9	2	5	0	0	248

Area Tabulation Report - Male as of April 1, 2019

Area	00-01	1	2	3	4	5	6	7-9	10-14	15-17	18-19	20-24	25-29	30-34	35-39	40-44	45-49	50-54	55-59	60-64	65-69	70-74	75-79	80-84	85-89	90+	Area Total	
0805	4	1	3	2	3	3	2	7	12	4	3	30	21	18	7	9	5	11	10	11	11	11	4	7	2	0	201	
0806	3	5	3	8	9	9	7	29	51	33	20	47	27	32	42	34	58	31	26	24	20	10	7	3	1	1	540	
0807	0	1	1	3	6	1	2	7	21	7	10	31	11	11	16	10	8	13	10	16	6	7	2	1	1	1	203	
0808	4	3	7	3	5	4	4	28	31	19	19	88	66	42	34	36	25	33	33	18	18	13	7	1	2	1	544	
0809	5	7	6	8	3	8	8	14	34	15	9	45	51	42	30	26	24	23	25	24	12	9	5	4	1	0	438	
0810	8	9	4	2	10	2	11	17	31	21	15	72	59	34	32	32	17	21	11	10	14	10	8	1	1	0	452	
0811	4	2	0	0	0	0	0	3	2	2	4	31	27	16	9	8	4	5	9	4	3	9	10	12	33	24	221	
0812	3	7	8	6	8	0	4	15	24	14	26	125	49	57	33	24	22	16	8	10	7	3	2	1	1	0	473	
0813	6	1	4	11	5	8	5	26	48	17	24	92	56	43	41	34	20	24	33	12	14	7	9	1	0	0	541	
0814	6	3	7	5	5	4	3	16	17	10	9	52	36	39	33	25	20	19	8	7	9	4	1	0	0	0	338	
0815	6	9	3	3	6	4	0	6	7	3	5	33	49	48	23	15	13	8	4	1	5	2	0	0	0	0	253	
0816	8	8	7	4	5	6	5	20	40	8	6	25	30	49	35	27	28	7	7	10	5	2	2	1	1	0	346	
0817	2	4	3	10	4	2	4	12	22	12	4	31	35	31	18	16	13	14	10	12	4	2	2	0	0	0	267	
0818	1	2	4	3	4	1	0	1	5	5	7	52	47	19	17	17	4	4	10	4	2	11	5	4	1	0	230	
0819	7	9	4	4	1	7	2	11	9	5	2	8	32	35	19	13	8	4	8	6	2	1	1	0	0	0	198	
0901	0	0	0	0	0	0	0	0	0	2	228	162	12	0	0	0	0	0	0	0	0	0	0	0	0	0	0	404
0902	4	4	4	8	6	1	7	13	25	11	11	41	34	21	20	20	8	11	18	15	19	11	1	3	2	0	318	
0903	7	12	9	5	9	6	12	22	33	13	13	66	42	44	22	34	16	26	23	22	11	16	2	6	2	0	473	
0904	1	0	2	2	3	3	2	11	13	5	5	28	24	16	12	14	16	17	7	9	6	7	3	2	0	1	209	
0905	0	2	2	4	3	4	3	10	26	13	8	17	15	11	12	20	15	26	25	27	39	26	6	4	4	0	322	
0906	1	1	4	5	5	4	1	10	23	23	9	26	13	14	15	17	31	26	50	45	32	27	21	11	5	2	421	
0907	1	4	6	4	3	5	4	13	23	12	18	29	26	20	20	21	21	23	28	23	19	23	9	5	3	0	363	
0908	2	3	3	2	7	5	2	21	24	12	7	23	17	14	20	14	29	18	30	49	37	32	15	11	2	1	400	
0909	3	0	0	3	3	3	3	8	20	5	7	32	33	21	18	18	20	11	12	12	10	2	3	1	2	0	250	
0910	4	10	5	10	8	7	4	17	27	9	8	18	18	26	34	30	34	17	21	29	23	15	8	2	1	0	385	
0911	1	0	2	2	4	1	4	15	35	21	9	30	19	14	14	17	24	21	40	27	16	15	8	5	2	1	347	
0912	4	3	3	5	9	8	6	21	38	29	16	19	7	9	23	29	36	34	34	35	27	23	12	5	2	1	438	
0913	1	1	0	0	0	0	0	2	4	1	2	8	11	8	3	5	3	10	12	23	16	28	14	9	4	0	165	
0914	2	1	4	1	0	1	3	7	20	15	11	19	4	10	7	13	20	26	18	12	9	18	4	3	0	1	229	
0915	11	8	5	11	10	2	3	9	14	15	8	46	43	34	22	15	14	11	12	7	5	4	1	0	1	0	311	
0916	4	5	8	5	11	9	15	47	57	39	16	47	23	20	46	59	60	39	30	22	18	16	5	3	2	0	606	
0917	2	2	3	2	4	1	5	12	29	15	15	27	20	16	16	22	21	18	11	10	13	6	2	3	1	0	276	
0918	2	5	5	7	9	5	6	19	39	21	8	17	18	21	25	37	23	23	11	15	13	4	3	3	1	0	340	
0919	3	5	1	10	2	4	7	16	33	12	6	10	1	13	24	26	20	25	21	6	11	6	3	0	0	0	265	
0920	9	0	4	4	5	6	4	5	19	4	7	63	59	41	27	21	9	4	5	3	1	2	1	1	0	0	304	
1001	3	7	1	3	3	3	2	10	13	7	16	109	37	27	22	11	14	15	14	21	12	12	12	9	5	1	389	
1002	0	2	5	4	1	5	4	8	14	10	17	60	25	24	13	13	10	9	7	20	14	14	5	8	2	0	294	
1003	7	1	9	2	4	4	8	11	25	11	12	50	33	30	16	7	11	5	13	15	14	16	5	2	1	0	312	
1004	9	3	5	5	3	2	8	19	27	7	11	38	34	33	32	17	11	11	12	22	19	15	8	1	0	0	352	
1005	5	3	2	3	2	4	2	7	13	9	22	80	44	33	23	13	19	14	13	21	21	13	5	5	0	1	377	
1006	4	1	4	2	2	0	4	5	17	5	13	62	46	23	21	18	5	4	8	11	19	13	9	3	3	0	302	
1007	2	0	1	4	1	2	3	7	15	6	6	50	38	10	7	6	3	4	3	4	3	9	4	3	0	1	0	192
1008	5	4	2	1	4	4	0	13	20	10	12	59	35	26	17	9	15	10	14	12	14	5	4	3	0	0	298	
1009	2	2	2	0	3	1	3	6	14	4	4	16	12	7	8	6	6	6	1	10	10	3	4	1	0	1	132	
1010	0	5	2	1	4	3	2	4	10	4	3	18	13	18	4	11	8	7	7	11	9	12	3	2	2	0	163	
1011	2	4	5	1	4	2	1	7	13	14	18	66	36	25	10	13	14	15	20	14	11	7	6	5	5	5	323	
1012	5	2	5	3	5	4	7	13	25	17	13	58	40	36	25	17	11	18	6	9	12	8	3	1	0	0	343	

Area Tabulation Report - Male as of April 1, 2019

Area	00-01	1	2	3	4	5	6	7-9	10-14	15-17	18-19	20-24	25-29	30-34	35-39	40-44	45-49	50-54	55-59	60-64	65-69	70-74	75-79	80-84	85-89	90+	Area Total
1013	2	3	4	0	2	2	5	12	12	12	23	92	46	31	22	13	8	11	10	13	9	10	9	2	0	0	353
1014	3	3	1	1	3	0	0	3	5	1	14	90	48	25	15	15	5	7	6	11	6	5	4	2	0	0	273
1015	2	5	7	11	8	7	5	17	17	2	6	35	32	47	28	20	7	5	3	2	1	0	1	0	0	0	268
1016	3	3	7	3	4	5	1	8	17	7	7	41	38	21	17	10	11	14	3	2	2	2	3	0	0	0	229
1017	9	12	7	8	11	8	9	19	12	3	2	18	47	45	36	14	13	8	8	5	1	1	0	0	0	0	296
1018	4	3	6	4	6	4	3	7	15	7	4	39	19	32	17	17	7	7	5	2	4	1	0	2	0	0	215
1019	4	5	5	3	6	9	8	13	15	10	18	36	32	29	35	21	10	16	10	3	2	0	2	0	0	0	292
1020	9	7	5	12	8	4	9	33	37	22	7	46	27	48	44	30	27	17	17	6	9	4	0	0	0	3	431
1021	4	6	6	7	12	5	5	16	27	12	6	17	14	26	37	31	12	13	6	9	1	5	0	0	0	0	277
1022	4	8	4	9	14	11	14	30	40	24	7	19	14	34	44	51	21	22	8	2	6	4	0	0	0	0	390
1023	4	3	8	11	5	3	3	8	11	6	10	37	42	41	26	14	11	6	4	4	2	1	1	0	1	1	263
2002	0	0	0	0	0	0	0	1	0	0	0	1	1	0	0	0	0	1	0	2	1	0	0	0	0	0	7
2006	0	0	0	1	1	0	0	0	1	0	0	1	0	0	2	1	2	1	0	2	1	0	0	0	0	0	13
2007	6	3	4	5	6	2	15	22	28	14	11	9	7	26	25	24	22	10	15	10	14	6	4	1	1	0	290
2008	0	0	0	0	0	0	0	0	1	0	0	0	0	0	0	0	1	0	2	0	0	1	1	1	1	0	8
2010	1	0	0	0	1	0	1	0	0	4	0	7	5	1	2	2	3	6	8	8	1	2	1	3	0	0	56
Total	522	511	594	599	619	570	644	1789	2904	1553	1650	5123	4047	3854	3416	2951	2611	2618	2845	2810	2361	1865	1274	892	619	311	49552

* Numbers may not balance due to individuals not identifying their sex

Vacancy Rate and Dwelling Summary as of April 1, 2019

Area	Occupied	Unoccupied	Grand Total	Occupied	Vacant
0101	353	7	360	98.1%	1.9%
0102	278	11	289	96.2%	3.8%
0103	250	13	263	95.1%	4.9%
0104	165	10	175	94.3%	5.7%
0105	285	11	296	96.3%	3.7%
0106	209	5	214	97.7%	2.3%
0107	157	13	170	92.4%	7.6%
0108	67	2	69	97.1%	2.9%
0109	171	9	180	95.0%	5.0%
0110	209	20	229	91.3%	8.7%
0111	92	11	103	89.3%	10.7%
0112	338	14	352	96.0%	4.0%
0113	220	9	229	96.1%	3.9%
0114	218	3	221	98.6%	1.4%
0115	249	2	251	99.2%	0.8%
0116	235	5	240	97.9%	2.1%
0117	219	2	221	99.1%	0.9%
0118	88	13	101	87.1%	12.9%
0119	153	10	163	93.9%	6.1%
0201	293	16	309	94.8%	5.2%
0202	5	0	5	100.0%	0.0%
0203	98	3	101	97.0%	3.0%
0204	150	4	154	97.4%	2.6%
0205	158	3	161	98.1%	1.9%
0206	207	9	216	95.8%	4.2%
0207	236	3	239	98.7%	1.3%
0208	129	5	134	96.3%	3.7%
0209	165	7	172	95.9%	4.1%
0210	259	8	267	97.0%	3.0%
0211	272	9	281	96.8%	3.2%
0212	135	2	137	98.5%	1.5%
0213	147	3	150	98.0%	2.0%
0214	212	5	217	97.7%	2.3%
0215	386	12	398	97.0%	3.0%
0216	220	1	221	99.5%	0.5%
0217	204	8	212	96.2%	3.8%
0218	228	1	229	99.6%	0.4%
0219	304	3	307	99.0%	1.0%
0220	334	2	336	99.4%	0.6%
0221	355	42	397	89.4%	10.6%
0301	195	9	204	95.6%	4.4%

Vacancy Rate and Dwelling Summary as of April 1, 2019

Area	Occupied	Unoccupied	Grand Total	Occupied	Vacant
0302	128	3	131	97.7%	2.3%
0303	166	5	171	97.1%	2.9%
0304	179	14	193	92.7%	7.3%
0305	245	8	253	96.8%	3.2%
0306	142	6	148	95.9%	4.1%
0307	140	12	152	92.1%	7.9%
0308	179	18	197	90.9%	9.1%
0309	178	13	191	93.2%	6.8%
0310	111	4	115	96.5%	3.5%
0311	154	7	161	95.7%	4.3%
0312	85	7	92	92.4%	7.6%
0313	191	3	194	98.5%	1.5%
0314	178	22	200	89.0%	11.0%
0315	236	11	247	95.5%	4.5%
0316	174	14	188	92.6%	7.4%
0401	164	30	194	84.5%	15.5%
0402	370	25	395	93.7%	6.3%
0403	338	22	360	93.9%	6.1%
0404	142	10	152	93.4%	6.6%
0405	177	26	203	87.2%	12.8%
0406	152	27	179	84.9%	15.1%
0407	126	12	138	91.3%	8.7%
0408	207	34	241	85.9%	14.1%
0409	189	12	201	94.0%	6.0%
0410	162	23	185	87.6%	12.4%
0411	136	15	151	90.1%	9.9%
0412	134	17	151	88.7%	11.3%
0413	90	3	93	96.8%	3.2%
0414	149	16	165	90.3%	9.7%
0415	212	25	237	89.5%	10.5%
0416	187	37	224	83.5%	16.5%
0417	164	20	184	89.1%	10.9%
0418	370	27	397	93.2%	6.8%
0501	109	10	119	91.6%	8.4%
0502	182	17	199	91.5%	8.5%
0503	369	13	382	96.6%	3.4%
0504	122	6	128	95.3%	4.7%
0505	94	8	102	92.2%	7.8%
0506	195	15	210	92.9%	7.1%
0507	112	17	129	86.8%	13.2%
0508	229	16	245	93.5%	6.5%

Vacancy Rate and Dwelling Summary as of April 1, 2019

Area	Occupied	Unoccupied	Grand Total	Occupied	Vacant
0509	126	4	130	96.9%	3.1%
0510	158	8	166	95.2%	4.8%
0511	125	5	130	96.2%	3.8%
0512	178	19	197	90.4%	9.6%
0513	43	14	57	75.4%	24.6%
0514	73	10	83	88.0%	12.0%
0515	157	7	164	95.7%	4.3%
0601	1	0	1	100.0%	0.0%
0602	316	5	321	98.4%	1.6%
0603	427	13	440	97.0%	3.0%
0604	94	3	97	96.9%	3.1%
0605	95	4	99	96.0%	4.0%
0606	131	13	144	91.0%	9.0%
0607	149	8	157	94.9%	5.1%
0608	119	11	130	91.5%	8.5%
0609	71	5	76	93.4%	6.6%
0610	174	10	184	94.6%	5.4%
0611	132	9	141	93.6%	6.4%
0612	102	8	110	92.7%	7.3%
0613	139	9	148	93.9%	6.1%
0614	144	7	151	95.4%	4.6%
0615	184	10	194	94.8%	5.2%
0616	129	5	134	96.3%	3.7%
0617	148	7	155	95.5%	4.5%
0618	64	2	66	97.0%	3.0%
0619	116	9	125	92.8%	7.2%
0620	125	7	132	94.7%	5.3%
0621	231	22	253	91.3%	8.7%
0622	130	4	134	97.0%	3.0%
0623	59	4	63	93.7%	6.3%
0701	48	4	52	92.3%	7.7%
0702	123	8	131	93.9%	6.1%
0703	134	7	141	95.0%	5.0%
0704	97	3	100	97.0%	3.0%
0705	260	12	272	95.6%	4.4%
0706	127	9	136	93.4%	6.6%
0707	173	8	181	95.6%	4.4%
0708	263	14	277	94.9%	5.1%
0709	89	11	100	89.0%	11.0%
0710	194	16	210	92.4%	7.6%
0711	296	13	309	95.8%	4.2%

Vacancy Rate and Dwelling Summary as of April 1, 2019

Area	Occupied	Unoccupied	Grand Total	Occupied	Vacant
0712	350	15	365	95.9%	4.1%
0713	371	29	400	92.8%	7.3%
0714	279	12	291	95.9%	4.1%
0715	119	49	168	70.8%	29.2%
0716	154	7	161	95.7%	4.3%
0717	175	4	179	97.8%	2.2%
0718	368	9	377	97.6%	2.4%
0719	328	6	334	98.2%	1.8%
0720	349	11	360	96.9%	3.1%
0721	293	4	297	98.7%	1.3%
0722	44	0	44	100.0%	0.0%
0723	230	11	241	95.4%	4.6%
0801	318	9	327	97.2%	2.8%
0802	219	8	227	96.5%	3.5%
0803	77	8	85	90.6%	9.4%
0804	207	27	234	88.5%	11.5%
0805	159	5	164	97.0%	3.0%
0806	360	3	363	99.2%	0.8%
0807	145	5	150	96.7%	3.3%
0808	416	17	433	96.1%	3.9%
0809	347	12	359	96.7%	3.3%
0810	319	7	326	97.9%	2.1%
0811	180	3	183	98.4%	1.6%
0812	382	10	392	97.4%	2.6%
0813	395	13	408	96.8%	3.2%
0814	236	5	241	97.9%	2.1%
0815	187	8	195	95.9%	4.1%
0816	240	43	283	84.8%	15.2%
0817	228	41	269	84.8%	15.2%
818	271	10	281	96.4%	3.6%
819	155	8	163	95.1%	4.9%
0901	8	0	8	100.0%	0.0%
0902	254	8	262	96.9%	3.1%
0903	321	7	328	97.9%	2.1%
0904	153	2	155	98.7%	1.3%
0905	243	2	245	99.2%	0.8%
0906	333	2	335	99.4%	0.6%
0907	258	4	262	98.5%	1.5%
0908	294	2	296	99.3%	0.7%
0909	229	9	238	96.2%	3.8%
0910	283	17	300	94.3%	5.7%

Vacancy Rate and Dwelling Summary as of April 1, 2019

Area	Occupied	Unoccupied	Grand Total	Occupied	Vacant
0911	233	2	235	99.1%	0.9%
0912	298	4	302	98.7%	1.3%
0913	182	28	210	86.7%	13.3%
0914	163	4	167	97.6%	2.4%
0915	219	5	224	97.8%	2.2%
0916	358	6	364	98.4%	1.6%
0917	187	22	209	89.5%	10.5%
0918	217	1	218	99.5%	0.5%
0919	165	8	173	95.4%	4.6%
0920	254	18	272	93.4%	6.6%
1001	300	10	310	96.8%	3.2%
1002	210	2	212	99.1%	0.9%
1003	219	8	227	96.5%	3.5%
1004	234	9	243	96.3%	3.7%
1005	388	29	417	93.0%	7.0%
1006	254	13	267	95.1%	4.9%
1007	149	7	156	95.5%	4.5%
1008	266	17	283	94.0%	6.0%
1009	99	3	102	97.1%	2.9%
1010	131	5	136	96.3%	3.7%
1011	207	11	218	95.0%	5.0%
1012	260	13	273	95.2%	4.8%
1013	308	7	315	97.8%	2.2%
1014	316	12	328	96.3%	3.7%
1015	203	6	209	97.1%	2.9%
1016	207	6	213	97.2%	2.8%
1017	196	23	219	89.5%	10.5%
1018	141	3	144	97.9%	2.1%
1019	228	6	234	97.4%	2.6%
1020	270	24	294	91.8%	8.2%
1021	157	0	157	100.0%	0.0%
1022	221	7	228	96.9%	3.1%
1023	212	5	217	97.7%	2.3%
2002	6	1	7	85.7%	14.3%
2006	10	1	11	90.9%	9.1%
2007	181	19	200	90.5%	9.5%
2008	8	0	8	100.0%	0.0%
2010	22	2	24	91.7%	8.3%
Grand Total	39915	2101	42016	95.0%	5.0%